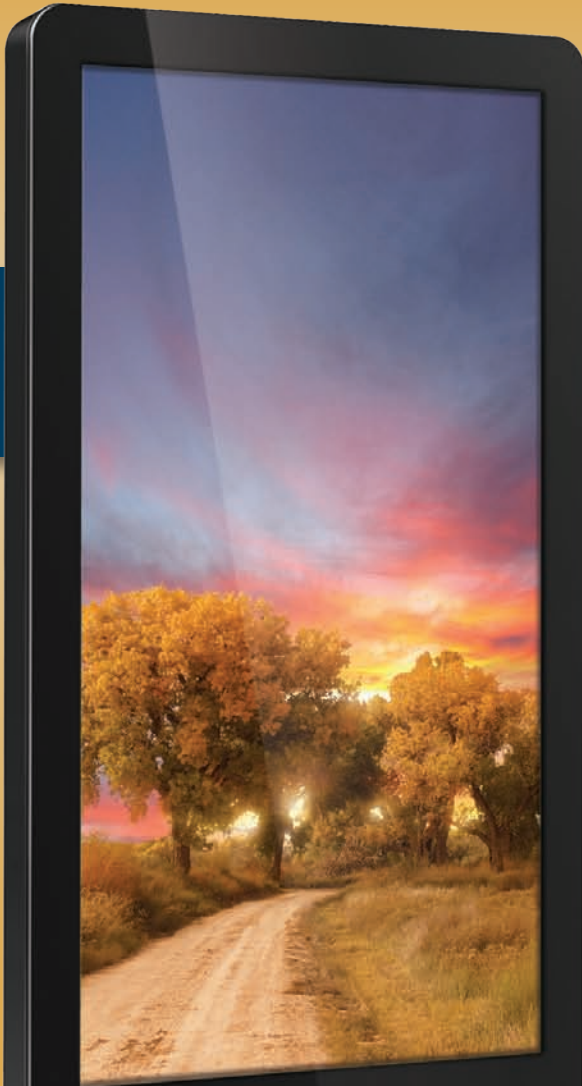


Visual Communication Products



Digital Signage



Enclosed Boards



Magnetic Directories

COMMUNICATION

We Manufacture the Ability to Communicate



Lightboxes



Outdoor Message Centers



Readerboards



Pedestals & Kiosks



Open Face Boards



Dry/Wet Erase Boards



Quality Improvement Boards



Corporate Boards



Outdoor Signage Boards



Crowd Control



Lockers



Changeable Letters

New Digital Signage and ePosters

Additional products, specifications, mounting guidelines & more at BestSignBoards.com.

Visual Communication Products

Table of Contents

Digital Signage

Pages 1-4



Enclosed Boards

Pages 6-70



Open Faced Boards

Pages 75-120



Pedestal Signs

Pages 121-134



Easels

Pages 135-137



Digital Signage, Crowd Control and More!

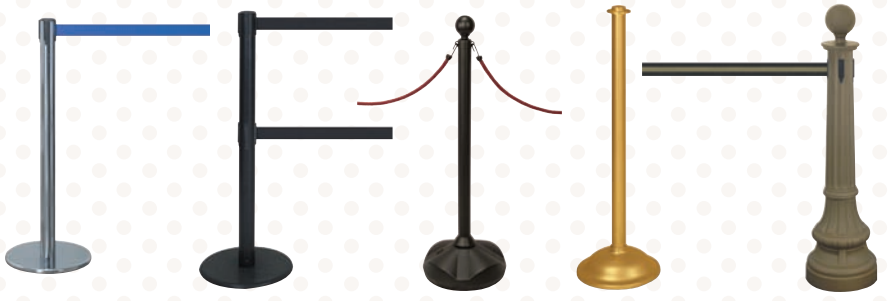
Table of Contents



Assorted Visual Products

Facility Signs, Form Holders,
Conference Cabinets

138-142



Crowd Control

Pages 143-153



Crowd Control

Ropes & Accessories

Pages 154-162



Lockers

Pages 163-165




Distribution Products

Pages 166-172

Digital Signage

Commercial Series Display




L55H1

Features radius cabinet



L46H2

Features 5" depth for Mini PC



L46H4

Features aluminum band.
Special Order Only



Content for Digital Posters can come from multiple devices, or simply be uploaded with a standard USB flash drive

LCD Kiosk with Built in Ad Player

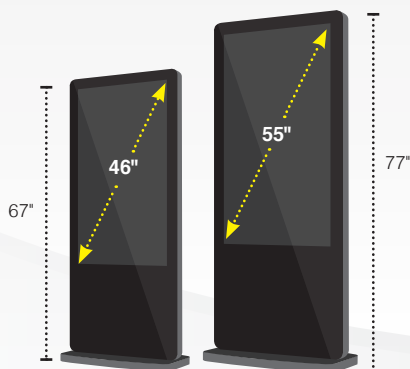
Our dynamic commercial grade digital ePoster will captivate your customers with its vivid high definition 1080p display. ePosters come equipped with a built in media player with 4GB of on board memory. This media player is capable of playing digital media of all types in multiple zones along with scrolling text. All screens come with a free user-friendly playlist editing software. This software allows you to manage your media campaigns playlists, schedule when ads play and their duration, as well as set the on/off time for the screen. All media content is then loaded to the screen via USB flash drive. These screens are also scalable to fit any digital sign program by housing your choice of mini PC inside the screen and connecting it to your digital sign network. Signs include 5 watt built in speakers. This ePoster is constructed from powder coated steel and features an integrated internal cooling system for extended operating times. A tempered glass face has been added for safety, security and ease of cleaning. All displays can be anchored to the floor. 4 and 6 point touch options are available for special order - minimum order charges apply.



Model # Descriptions

Model #	Descriptions	Product Weight	Shipping Weight
L46H1	46" LCD Kiosk w/ Built in Media Player, Rounded Corners, 3" Depth	227 lbs.	276 lbs.
L55H1	55" LCD Kiosk w/ Built in Media Player, Rounded Corners, 3" Depth	276 lbs.	331 lbs.
L46H2	46" LCD Kiosk w/ Built in Media Player, Squared Corners, 5" Depth	183 lbs.	211 lbs.
L55H2	55" LCD Kiosk w/ Built in Media Player, Squared Corners, 5" Depth	254 lbs.	309 lbs.
L46H4*	46" LCD Kiosk w/ Built in Media Player, Rounded Corners, 3" Depth + Aluminum Band	227 lbs.	276 lbs.
L55H4*	55" LCD Kiosk w/ Built in Media Player, Rounded Corners, 3" Depth + Aluminum Band	276 lbs.	331 lbs.
L46M-ST2	46" LCD Kiosk w/ Built in Media Player, Interactive Touch	188 lbs.	245 lbs.
L55M-ST2	55" LCD Kiosk w/ Built in Media Player, Interactive Touch	238 lbs.	291 lbs.

*Special order basis



The H1 and H2 come in two standard sizes
Screen size measured diagonally




L46M-ST2



L55H2



Rear View



Flush Wall Mount Bracket



PF55H4
Viewed in Landscape



EXCLUDING 32"



PF42H4
Viewed in Portrait


Wall Mounted ePoster with Ad Player

Our all new Wall Mounted Digital ePoster are available in 5 different sizes to meet your signage needs. Each ePoster comes equipped with a built in media player with 4GB of on board memory and built in 5 watt speakers. This player is capable of playing digital media of all types in multiple zones along with scrolling text. All screens come with free user friendly playlist editing software. This software allows you to manage your media campaign playlists, schedule when and for how long ads play, as well as set the on/off time for the screen. Information is then loaded to the screen via USB flash drive. The revolutionary Auto Play system option allows you to schedule when you want the display to switch between preset actions. All models feature a tempered glass face, all steel housing and come with a secure flush mounted wall bracket. All signs are VESA compatible. Replace those old backlit printed graphics and start displaying those announcements, special promotions, directories and menu boards on our easy to use digital displays.

Model #	Description	Product Weight	Shipping Weight	Resolution
PF22H5	22" LED Wall Mount Display w/ Built in Media Player	19 lbs.	22 lbs.	1920 x 1080
PF32H4	32" LCD Display w/ Built in Media Player	33 lbs.	40 lbs.	1366 x 768
PF42H4	42" LCD Display w/ Built in Media Player	58 lbs.	66 lbs.	1920 x 1080
PF46H4	46" LCD Display w/ Built in Media Player	56 lbs.	62 lbs.	1920 x 1080
PF55H4	55" LCD Display w/ Built in Media Player	104 lbs.	117 lbs.	1920 x 1080



Security Panel Open



Security Panel Closed

Multiple ports offer flexible connectivity, while security plate closes to protect connections and offer a flush panel

Simple to get content to display

No Complicated Network Required



1. PC

Create your digital sign campaign and schedule using our Ad Playlist Software.



2. USB Flash Drive

Load your content on a standard USB and USB 2.0 flash drive.



3. Plug In

Connect your flash drive and load content to your display quickly and easily.

Digital Signage

Commercial Series Display



Monitors connect together to form a video wall

Commercial Grade Video Wall

Our Video Wall panels make your digital signage easy to implement, configure and operate. Video Wall displays support an extensive array of connectivity options, including VGA, DVI, HDMI, composite, and supports RS-232C serial connectivity for multiple display control. Ranging from 11mm to 5.7mm, the ultra-thin bezels make these displays appear nearly seamless for video walls consisting of up to 250 displays. Our displays feature advanced cooling technologies that allow for reliable operation 24 hours a day, 7 days a week. Signs also feature built in 5 watt speakers. Our Video Wall software allows you to change, reposition and resize content in real time from a single PC. No matter where you display these screens you can be assured people will be captivated by your message.

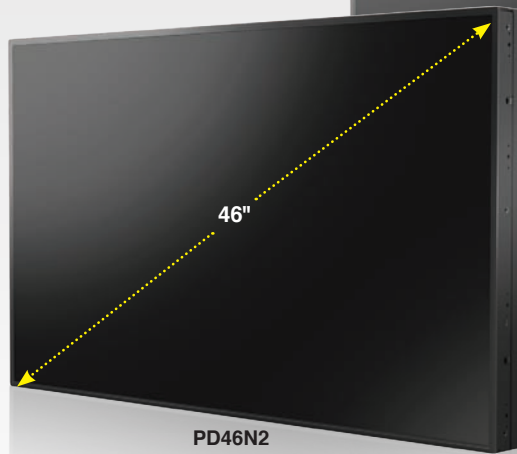
Model #	Description	Product Weight	Shipping Weight
PD40N2	40" Video Wall	48 lbs.	64 lbs.
PD46N2	46" Video Wall	64 lbs.	77 lbs.
PD46N3	46" Video Wall	61 lbs.	76 lbs.
PD46N4	46" Video Wall	55 lbs.	68 lbs.
PD55N3	55" Video Wall	59 lbs.	73 lbs.



Rear View

Removable Handles included to assist with mounting

Screen size measured diagonally



PD46N2




PD55N3



Connectivity

Multiple ports offer flexible connectivity



Close Up of tiled displays




Optional stands available

LCD Commercial Display

Our commercial grade displays support an extensive array of connectivity options, including VGA, DVI, HDMI, and composite, as well as supports RS-232C serial connectivity for multiple display control. This functionality is great for command centers, security departments, menu boards, and large scale digital signage networks. Our LCD Displays feature advanced cooling technologies that allow for reliable operation 24 hours a day, 7 days a week. Displays also feature built in 5 watt speakers. These displays are the workhorse of the industry and will provide your customers with years of continual service and vivid high definition content.

Model #	Descriptions	Product Weight	Resolution
M19S1	19" LCD Commercial Display	15 lbs.	1440 x 900
M23S1	23" LED Commercial Display	21 lbs.	1280 x 1024
M32S1	32" LCD Commercial Display	35 lbs.	1366 x 768
M40S1	42" LCD Commercial Display	52 lbs.	1920 x 1080
M46S1	46" LCD Commercial Display	74 lbs.	1920 x 1080
M55S1	55" LCD Commercial Display	113 lbs.	1920 x 1080
M65S1	65" LCD Commercial Display	151 lbs.	1920 x 1080
M70S2	70" LCD Commercial Display	612 lbs.	1920 x 1080
M82S2	82" LCD Commercial Display	766 lbs.	1920 x 1080

Shipping weight significantly different - please call for more information



M46S1

Please supply your own
VESA compatible
mounting bracket to meet
installation requirements



Rear View



Connectivity

Multiple ports offer flexible connectivity

Interactive LCD Display

The enhanced sensitivity of the infrared touch screen technology makes our interactive touch screens easier to operate. Simply plug it into the display, install the drivers into your computer and its ready to go. Our screens support 2 points of simultaneous contact, which allows for multiple gestures such as zooming in & out, dragging and rotating. These screens also fully support Windows 7. Interactive Displays have a fast response time and a 3mm protective glass panel which gives you enhanced sensitivity, reliability and long operating hours. RS232C in-out ports, a standard of serial communication, are used for the communication between the PC and display. Signs also feature built in 5 watt speakers. This Multiple Display Control (MDC) helps various displays to be easily and simultaneously operated. LCD Displays support VESA flat display mounting interfacing standards. VESA wall mount standard holes are incorporated into the design to allow enhanced installation options and versatility. These large format displays enable simple 3rd party installation. Captivate and empower your audience with our new LCD display.

Model #	Descriptions	Weight	Resolution
M32S1-T2	32" LCD Commercial Touch Interactive Display	39 lbs.	1366 x 768
M40S1-T2	40" LCD Commercial Touch Interactive Display	58 lbs.	1920 x 1080
M46S1-T2	46" LCD Commercial Touch Interactive Display	69 lbs.	1920 x 1080
M55S1-T2	55" LCD Commercial Touch Interactive Display	108 lbs.	1920 x 1080
M65S1-T2	65" LCD Commercial Touch Interactive Display	143 lbs.	1920 x 1080
M70S2-T2	70" LCD Commercial Touch Interactive Display	153 lbs.	1920 x 1080



Communication Board Options

Explore the potential options for each board within these pages, highlighting the different components and options for our boards. We've created standard designs for all of our boards, but customization is always an option. Choose from different sizes, frames, panels, lighting options and more on these pages. For added convenience, we've also added Customize Your Board footers to each page, highlighting relevant options pertaining to each category.

1. Size

We make boards in almost any size you need – simply let us know the overall size or viewable area. Our Standard manufacturing tolerances are $\pm .125"$ over each linear foot.



2. Frame

When selecting a frame, it is important to keep in mind both the material as well as the design. Different frame materials are available in different colors, as well as different designs, such as with radius corners or radius edges.



Traditional Frame



Radius Frame



Radius Frame with Radius Corners



Slim Style

Aluminum Frame Colors (Upcharge)



Black Gold Bronze Satin* White



Regular Wood Frame



Open Faced Non Decorative



Wide Wood Frame




Decorative Wood

Wood Frame Finishes




Walnut Light Oak Cherry



Enclosed Recycled Plastic

Outdoor Message Board Colors




Green Wood Cedar Sand Light Gray White

3. Insert

Standard boards with inserts are available; however, boards can be changed and customized with different inserts upon request. Many boards can be customized with two different inserts in the same board.



Cork




Letter Board



White Dry Erase
Melamine
Porcelain Steel




Black Dry Erase
Melamine
Magnetic Chalkboard



Easy Tack

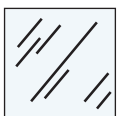


Magnetic
Directory

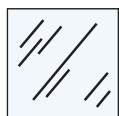


ReaderBoard

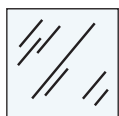
4. Window



Acrylic



Polycarbonate



Tempered Glass

- Acrylic – Doesn't yellow as fast, better clarity, less likely to scratch
- Polycarbonate – less likely to chip, impact resistant
- Tempered Glass – scratch resistant, highest quality

5. Indoor/Outdoor Use?

Our new Outdoor PLUS design was created to keep your Enclosed Outdoor Boards safe during all types of weather. Ideal for locations with heavy precipitation, this board add-on features weather-stripping and additional holes in the bottom of the board for drainage. Add PLUS to the board model number, or call our customer service representatives for questions on our Outdoor PLUS option.



6. Identify Yourself

Choose to have headers built into your board or purchase a separate detached header to add to an existing board. We offer both vinyl screen printed header designs and custom photo header designs.



Custom Photo Header

7. Light It Up!

Illumination is available in both the frame and/or the header. Choose between LED and Fluorescent Illumination.




Custom Vinyl Header with Illumination

8. Fit Your Decor


Choose custom fabrics or colors for many of our inserts. Don't see what you're looking for? Call for more fabric options – we have hundreds available!

Felt Colors For Letterboards



Black Burgundy Blue Green Grey

Vinyl Colors For Letterboards




Licorice Grey Barcelona Blue Burgundy Hunter Green White

Contemporary Fabrics (Call for more custom fabrics)




Cirque Champagne Facet Obsidian Fizz Lemon Lime Fizz Tonic TR Patina Ziggy Currant Tendril Stellar

Additional Custom Fabrics Available



Raffia Grip Whitney Apricot Rally Raspberry

Fabric Colors



Dark Spruce Black Amethyst Cinnabar Medium Grey Pearl Ultramarine Cobalt Accent Deep Burgundy Blue Spruce

9. Mounting

We have mounting options for different boards, weights, sizes and wall types. Our standard mounting kit works with most style boards, and has been shown with the products it works with. Please remember that all installations require qualified contractors. The variation of materials, sizes, weights and wall types makes it imperative to consult a professional.



UVMB800REVC

Mounting Kit for enclosed boards

INDOOR Enclosed Corkboards

with Traditional Frame



UV300
Single Door
18 x 24, Our
most popular
size. Shortest
lead time

Indoor Enclosed Corkboards

- Display important messages indoors
- Satin Anodized aluminum frame
- Self-sealing natural cork interior
- Durable acrylic window
- Lockable doors mounted on full-length piano hinges (two keys included)
- Illuminated units lit from top

★ LED illumination option now available

Case Dimensions:

- 1" wide main frame
- 1 $\frac{1}{16}$ " wide door frame
- 2" exterior depth, $\frac{5}{8}$ " interior depth
- 3 $\frac{1}{8}$ " illuminated exterior depth, 1 $\frac{5}{8}$ " illuminated interior depth on illuminated versions using fluorescent lights.



UV303
Double Door



Traditional Frame Profile

Tradition Frames have squared corners and a bold appearance. The doors close flush with the front of the frame on a full length, quietly operating piano hinge. This is most common design in the industry. See pages 5-6 for the available variations for this board. "Frame Lit" options are a new offering for this product, featuring LED lighting mounted inside the frame to illuminate the board surface. Visit BestSignBoards.com and search "Frame Lit" to view these boards.



UV306
Triple Door




UV301 with Gold Frame


Customize Any Board *Indicates standard option. No upcharge applies.




Aluminum Frame Colors (Upcharge)



Black Gold Bronze Satin* White




Cork Types (Upcharge)



Cork* Rubber Synthetic Cork



Window (Upcharge)



Acrylic* Polycarbonate Tempered Glass

INDOOR Enclosed Corkboards

with Traditional Frame and Header

Single Door

Single Door Standard

Model #	Size (W x H)	Viewable Area	Doors	Weight
UV300	18" x 24"	12 ³ / ₄ " x 19"	1	16 lbs.
UV301	24" x 36"	18 ³ / ₄ " x 31"	1	18 lbs.
UV302	36" x 36"	30 ³ / ₄ " x 31"	1	25 lbs.
UV303-5	48" x 48"	41 ³ / ₄ " x 42"	1	45 lbs.

Single Door Illuminated

UV3141	18" x 24"	12 ³ / ₄ " x 19"	1	16 lbs.
UV3151	24" x 36"	18 ³ / ₄ " x 31"	1	21 lbs.
UV3021	36" x 36"	30 ³ / ₄ " x 31"	1	25 lbs.
UV3031-5	48" x 48"	42 ³ / ₄ " x 43"	1	45 lbs.

Single Door w/ Header

UV329	18" x 24"	12 ³ / ₄ " x 19"	1	20 lbs.
UV330	24" x 36"	18 ³ / ₄ " x 25"	1	20 lbs.
UV337	36" x 36"	30 ³ / ₄ " x 25"	1	48 lbs.
UV303H-5	48" x 48"	42 ³ / ₄ " x 43"	1	52 lbs.

Single Door w/ Illuminated Header

UV3291	18" x 24"	12 ³ / ₄ " x 19"	1	20 lbs.
UV3501	24" x 36"	18 ³ / ₄ " x 25"	1	22 lbs.
UV3371	36" x 36"	30 ³ / ₄ " x 25"	1	48 lbs.
UV303HI-5	48" x 48"	42 ³ / ₄ " x 43"	1	52 lbs.

Double Door

Double Door Standard

Model #	Size (W x H)	Viewable Area	Doors	Weight
UV302-5	42" x 32"	16 ¹ / ₄ " x 27" (x2)	2	30 lbs.**
UV303	48" x 36"	19 ¹ / ₄ " x 31" (x2)	2	35 lbs.
UV304	60" x 36"	25 ¹ / ₄ " x 31" (x2)	2	40 lbs.
UV305	72" x 36"	31 ¹ / ₄ " x 31" (x2)	2	50 lbs.
UV305-5	48" x 48"	19 ¹ / ₄ " x 43" (x2)	2	55 lbs.

Double Door Illuminated

UV3161	48" x 36"	19 ¹ / ₄ " x 31" (x2)	2	42 lbs.
UV3171	60" x 36"	25 ¹ / ₄ " x 31" (x2)	2	64 lbs.
UV305I-5	48" x 48"	19 ¹ / ₄ " x 43" (x2)	2	55 lbs.

Double Door w/ Header

UV3305	42" x 32"	16 ¹ / ₄ " x 20 ¹ / ₂ " (x2)	2	27 lbs.**
UV331	48" x 36"	19 ¹ / ₄ " x 24 ¹ / ₂ " (x2)	2	34 lbs.
UV332	60" x 36"	25 ¹ / ₄ " x 24 ¹ / ₂ " (x2)	2	41 lbs.
UV305H-5	48" x 48"	19 ¹ / ₄ " x 43" (x2)	2	62 lbs.

Double Door w/ Illuminated Header

UV3511	48" x 36"	19 ¹ / ₄ " x 31" (x2)	2	44 lbs.
UV3521	60" x 36"	25 ¹ / ₂ " x 24 ¹ / ₂ " (x2)	2	55 lbs.
UV305HI-5	48" x 48"	19 ¹ / ₄ " x 43" (x2)	2	62 lbs.

Triple Door

Triple Door Standard

Model #	Size (W x H)	Viewable Area	Doors	Weight
UV306	72" x 36"	19 ¹ / ₂ " x 31" (x3)	3	55 lbs.
UV306-5	96" x 36"	27 ¹ / ₂ " x 31" (x3)	3	75 lbs.
UV307	72" x 48"	19 ¹ / ₂ " x 43" (x3)	3	60 lbs.
UV308	96" x 48"	27 ¹ / ₂ " x 43" (x3)	3	80 lbs.

Triple Door Illuminated

UV3181	72" x 36"	19 ¹ / ₂ " x 31" (x3)	3	75 lbs.
UV306I-5	96" x 36"	27 ¹ / ₂ " x 31" (x3)	3	75 lbs.
UV3191	72" x 48"	19 ¹ / ₂ " x 43" (x3)	3	84 lbs.
UV3201	96" x 48"	27 ¹ / ₂ " x 43" (x3)	3	110 lbs.

Triple Door w/ Header

UV333	72" x 36"	19 ¹ / ₂ " x 24 ¹ / ₂ " (x3)	3	48 lbs.
UV306H-5	96" x 36"	27 ¹ / ₂ " x 31" (x3)	3	82 lbs.
UV334	72" x 48"	19 ¹ / ₂ " x 36 ¹ / ₂ " (x3)	3	64 lbs.
UV335	96" x 48"	27 ¹ / ₂ " x 36 ¹ / ₂ " (x3)	3	79 lbs.

Triple Door w/ Illuminated Header

UV3531	72" x 36"	19 ¹ / ₂ " x 24 ¹ / ₂ " (x3)	3	66 lbs.
UV306HI-5	96" x 36"	27 ¹ / ₂ " x 31" (x3)	3	82 lbs.
UV3541	72" x 48"	19 ¹ / ₂ " x 36 ¹ / ₂ " (x3)	3	88 lbs.
UV3551	96" x 48"	27 ¹ / ₂ " x 36 ¹ / ₂ " (x3)	3	118 lbs.

UVMB800REVC Mounting Kit - 1 lb.

UV3291
Single Door with
Illuminated Header

Headers can be illuminated to high-light graphics. Our design allows light to flood the corkboard surface and the header simultaneously.



UV331
Double Door with
Non-Illuminated Header



UV3551
Triple Door with
Illuminated
Header



Painted Cork Colors (Upcharge)



Fabric Colors (Upcharge)



See page 5-6 for more color options

OUTDOOR Enclosed Corkboards

with Traditional Frame



UV401
Single Door



Back of Board with aluminum back panel and siliconed seams

Outdoor Enclosed Corkboards

- Display messages outdoors
 - Satin Anodized aluminum frame
 - Lockable doors mounted on full-length piano hinges (two keys included)
 - Shatter-resistant, acrylic windows
 - Self-sealing, natural cork interior
 - Weather resistant aluminum backing with silicone sealant
 - Illuminated units lit from top
 - For mounting non-illuminated boards on posts, please call for quote
 - Must be installed in a protected/shielded area
- Ask about adding our Drip Edge and door seals to help keep rain out.**

Case Dimensions:

- 1" wide main frame
- 1⁷/₁₆" wide door frame
- 2" exterior depth, 5⁸/₈" interior depth
- 3¹/₈" illuminated exterior depth, 1⁵/₈" illuminated interior depth


Ask About




OUTDOOR PLUS

3" Profile / Gasketed Window / Weather Seal Door / Sealed Miters / Drain Holes

See page 6 for more information.



UV404
Double Door




UV407
Triple Door




UVMB800REVC
Optional Mounting Hardware Kit

Customize Any Board *Indicates standard option. No upcharge applies.




Aluminum Frame Colors (Upcharge)




Black Gold Bronze Satin* White




Cork Types (Upcharge)



Cork* Rubber Synthetic Cork



Window (Upcharge)



Acrylic* Polycarbonate Tempered Glass

OUTDOOR Enclosed Corkboards

with Traditional Frame and Header

Single Door

Single Door

Model #	Size (W x H)	Viewable Area	Doors	Weight
UV401	18" x 24"	12 ³ / ₄ " x 19"	1	17 lbs.
UV402	24" x 36"	18 ³ / ₄ " x 31"	1	20 lbs.
UV403	36" x 36"	30 ³ / ₄ " x 31"	1	28 lbs.

Single Door Illuminated

UV414I	18" x 24"	12 ³ / ₄ " x 19"	1	20 lbs.
UV415I	24" x 36"	18 ³ / ₄ " x 31"	1	23 lbs.
UV403I	36" x 36"	30 ³ / ₄ " x 31"	1	30 lbs.

Single Door w/ Header

UV429H	18" x 24"	12 ³ / ₄ " x 19"	1	19 lbs.
UV430H	24" x 36"	18 ³ / ₄ " x 31"	1	21 lbs.
UV436H	36" x 36"	30 ³ / ₄ " x 31"	1	30 lbs.

Single Door w/ Illuminated Header

UV429HI	18" x 24"	12 ³ / ₄ " x 19"	1	21 lbs.
UV450HI	24" x 36"	18 ³ / ₄ " x 31"	1	29 lbs.
UV436HI	36" x 36"	30 ³ / ₄ " x 31"	1	35 lbs.

Double Door

Double Door

Model #	Size (W x H)	Viewable Area	Doors	Weight
UV403-5	42" x 32"	16 ¹ / ₄ " x 27" (x2)	2	33 lbs.**
UV404	48" x 36"	19 ¹ / ₄ " x 31" (x2)	2	37 lbs.
UV405	60" x 36"	25 ¹ / ₄ " x 31" (x2)	2	46 lbs.
UV406	72" x 36"	31 ¹ / ₄ " x 31" (x2)	2	54 lbs.

Double Door Illuminated

UV416I	48" x 36"	19 ¹ / ₄ " x 31" (x2)	2	45 lbs.
UV417I	60" x 36"	25 ¹ / ₄ " x 31" (x2)	2	58 lbs.

Double Door w/ Header

UV430H-5	42" x 32"	16 ¹ / ₄ " x 20 ¹ / ₂ " (x2)	2	34 lbs.**
UV431H	48" x 36"	9 ¹ / ₄ " x 24 ¹ / ₂ " (x2)	2	40 lbs.
UV432H	60" x 36"	25 ¹ / ₄ " x 24 ¹ / ₂ " (x2)	2	48 lbs.

Double Door w/ Illuminated Header

UV451HI	48" x 36"	19 ¹ / ₄ " x 24 ¹ / ₂ " (x2)	2	45 lbs.
UV452HI	60" x 36"	25 ¹ / ₄ " x 24 ¹ / ₂ " (x2)	2	56 lbs.

Triple Door

Triple Door

Model #	Size (W x H)	Viewable Area	Doors	Weight
UV407	72" x 36"	19 ¹ / ₂ " x 31" (x3)	3	58 lbs.
UV408	72" x 48"	19 ¹ / ₂ " x 43" (x3)	3	79 lbs.

Triple Door Illuminated

UV418I	72" x 36"	19 ¹ / ₂ " x 31" (x3)	3	67 lbs.
UV419I	72" x 48"	19 ¹ / ₂ " x 43" (x3)	3	88 lbs.
UV420I	96" x 48"	27 ¹ / ₂ " x 43" (x3)	3	117 lbs.

Triple Door w/ Header

UV433H	72" x 36"	19 ¹ / ₂ " x 24 ¹ / ₂ " (x3)	3	58 lbs.
UV434H	72" x 48"	19 ¹ / ₂ " x 36 ¹ / ₂ " (x3)	3	77 lbs.
UV435H	96" x 48"	27 ¹ / ₂ " x 36 ¹ / ₂ " (x3)	3	102 lbs.

Triple Door w/ Illuminated Header

UV453HI	72" x 36"	19 ¹ / ₂ " x 24 ¹ / ₂ " (x3)	3	66 lbs.
UV454HI	72" x 48"	19 ¹ / ₂ " x 36 ¹ / ₂ " (x3)	3	89 lbs.
UV455HI	96" x 48"	27 ¹ / ₂ " x 36 ¹ / ₂ " (x3)	3	114 lbs.

UVMB800REVC	Mounting Kit	-	-	1 lb.
-------------	--------------	---	---	-------



UV436H
Single Door
with Non
Illuminated
Header

Add PLUS to the end
of model #s to upgrade to our
Outdoor PLUS Kit Option




UV431H-5
Double Door
with Non
Illuminated
Header



UV455HI Triple Door with Illuminated Header




Aluminum Frame Colors (Upcharge)



Black Gold Bronze Satin* White




Cork Types (Upcharge)



Cork* Rubber Synthetic Cork




Window (Upcharge)




Acrylic* Polycarbonate Tempered Glass

Enclosed Corkboards


with Radius Frame (Indoor/Outdoor - Header)



UV7011 Single Door with Non Illuminated Header



UV7013 Double Door with Non Illuminated Header



UV7005 Triple Door

Indoor/Outdoor Radius Style Corkboards

- Sleek radius frame accentuates messages
- Satin Anodized aluminum radius frame with mitered corners
- Lockable doors mounted on full length piano hinges (two keys included)
- Shatter-resistant acrylic windows
- Self-sealing natural cork interior
- Optional separated header available for one door and two door models
- Available with fabric for an upcharge
- Cannot be post mounted

★ Illuminated LED option now available for 2" Radius Boards. Call for info.

Case Dimensions:

- 1" wide main frame
- 1 1/16" wide door frame
- 2" exterior depth, 5/8" interior depth



Radius frames feature a sleek, modern design

Ask About



OUTDOOR PLUS

3" Profile / Gasketed Window / Weather Seal Door / Sealed Miters / Drain Holes

See page 6 for more information.

Single Door

Single Door Radius Frame - Indoor

Model #	Size (W x H)	Viewable Area	Doors	Weight
UV7000	18" x 24"	12 3/4" x 19"	1	16 lbs.
UV7001	24" x 36"	18 3/4" x 31"	1	18 lbs.
UV7002	36" x 36"	30 3/4" x 31"	1	25 lbs.

Single Door Radius Frame w/ Header - Indoor

UV7010	18" x 24"	12 3/4" x 12 1/2"	1	20 lbs.
UV7011	24" x 36"	18 3/4" x 24 1/2"	1	22 lbs.
UV7012	36" x 36"	30 3/4" x 24 1/2"	1	30 lbs.

Single Door Radius Frame - Outdoor

UV8000	18" x 24"	12 3/4" x 19"	1	17 lbs.
UV8001	24" x 36"	18 3/4" x 31"	1	20 lbs.
UV8002	36" x 36"	30 3/4" x 31"	1	28 lbs.

Single Door Radius Frame w/ Header - Outdoor

UV8010	18" x 24"	12 3/4" x 12 1/2"	1	21 lbs.
UV8011	24" x 36"	18 3/4" x 24 1/2"	1	24 lbs.
UV8012	36" x 36"	30 3/4" x 24 1/2"	1	33 lbs.

Double Door

Double Door Radius Frame - Indoor

Model #	Size (W x H)	Viewable Area	Doors	Weight
UV7002-5	42" x 32"	16 1/4" x 27" (x2)	2	31 lbs.
UV7003	48" x 36"	19 1/4" x 31" (x2)	2	35 lbs.
UV7004	60" x 36"	25 1/4" x 31" (x2)	2	40 lbs.

Double Door Radius Frame w/ Header - Indoor

UV7012-5	42" x 32"	16 1/4" x 20 1/2" (x2)	2	35 lbs.
UV7013	48" x 36"	19 1/4" x 24 1/2" (x2)	2	39 lbs.
UV7014	60" x 36"	25 1/4" x 24 1/2" (x2)	2	44 lbs.

Double Door Radius Frame - Outdoor

UV8002-5	42" x 32"	16 1/4" x 27" (x2)	2	33 lbs.
UV8003	48" x 36"	19 1/4" x 31" (x2)	2	37 lbs.
UV8004	60" x 36"	25 1/4" x 31" (x2)	2	46 lbs.

Double Door Radius Frame w/ Header - Outdoor

UV8012-5	42" x 32"	16 1/4" x 20 1/2" (x2)	2	38 lbs.
UV8013	48" x 36"	19 1/4" x 24 1/2" (x2)	2	42 lbs.
UV8014	60" x 36"	25 1/4" x 24 1/2" (x2)	2	52 lbs.

Triple Door

Triple Door Radius Frame - Indoor

Model #	Size (W x H)	Viewable Area	Doors	Weight
UV7005	72" x 36"	19 1/2" x 31" (x3)	3	80 lbs.
UV7005-5	72" x 48"	19 1/2" x 43" (x3)	3	88 lbs.
UV7006	96" x 48"	27 1/2" x 43" (x3)	3	105 lbs.

Triple Door Radius Frame w/ Header - Indoor

UV7015	72" x 36"	19 1/2" x 24 1/2" (x3)	3	84 lbs.
UV7015-5	72" x 48"	19 1/2" x 36 1/2" (x3)	3	92 lbs.
UV7016	96" x 48"	27 1/2" x 36 1/2" (x2)	3	109 lbs.

Triple Door Radius Frame - Outdoor

UV8005	72" x 36"	19 1/2" x 31" (x3)	3	58 lbs.
UV8005-5	72" x 48"	19 1/2" x 43" (x3)	3	79 lbs.
UV8006	96" x 48"	27 1/2" x 43" (x3)	3	105 lbs.

Triple Door Radius Frame w/ Header - Outdoor

UV8015	72" x 36"	19 1/2" x 24 1/2" (x3)	3	62 lbs.
UV8015-5	72" x 48"	19 1/2" x 36 1/2" (x3)	3	77 lbs.
UV8016	96" x 48"	27 1/2" x 36 1/2" (x3)	3	115 lbs.


For Fluorescent Illuminated Radius Frame boards see our 4" frames on pages 13-14.

Customize Any Board

*Indicates standard option. No upcharge applies.




Aluminum Frame Colors (Upcharge)




Black Gold Bronze Satin* White



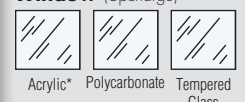
Cork Types (Upcharge)



Cork* Rubber Synthetic Cork



Window (Upcharge)



Acrylic* Polycarbonate Tempered Glass

Enclosed Corkboards

With Radius Frame and Radius Corners

Single Door

Single Door Radius Corner - Indoor

Model #	Size (W x H)	Viewable Area	Doors	Weight
UV7000RC	18" x 24"	12 ³ / ₄ " x 19"	1	16 lbs.
UV7001RC	24" x 36"	18 ³ / ₄ " x 31"	1	18 lbs.
UV7002RC	36" x 36"	30 ³ / ₄ " x 31"	1	25 lbs.

Single Door Radius Corner w/ Header - Indoor

Model #	Size (W x H)	Viewable Area	Doors	Weight
UV7010RC	18" x 24"	12 ³ / ₄ " x 12 ¹ / ₂ "	1	20 lbs.
UV7011RC	24" x 36"	18 ³ / ₄ " x 24 ¹ / ₂ "	1	22 lbs.
UV7012RC	36" x 36"	30 ³ / ₄ " x 24 ¹ / ₂ "	1	30 lbs.

Double Door

Double Door Radius Corner - Indoor

Model #	Size (W x H)	Viewable Area	Doors	Weight
UV7002-5RC	42" x 32"	16 ¹ / ₄ " x 27" (x2)	2	31 lbs.**
UV7003RC	48" x 36"	19 ¹ / ₄ " x 31" (x2)	2	35 lbs.
UV7004RC	60" x 36"	25 ¹ / ₄ " x 31" (x2)	2	40 lbs.

Double Door Radius Corner w/ Header - Indoor

Model #	Size (W x H)	Viewable Area	Doors	Weight
UV7012-5RC	42" x 32"	16 ¹ / ₄ " x 20 ¹ / ₂ " (x2)	2	35 lbs.**
UV7013RC	48" x 36"	19 ¹ / ₄ " x 24 ¹ / ₂ " (x2)	2	39 lbs.
UV7014RC	60" x 36"	25 ¹ / ₄ " x 24 ¹ / ₂ " (x2)	2	44 lbs.

Triple Door

Triple Door Radius Corner - Indoor

Model #	Size (W x H)	Viewable Area	Doors	Weight
UV7005RC	72" x 36"	19 ¹ / ₂ " x 31" (x3)	3	80 lbs.
UV7005-5RC	72" x 48"	19 ¹ / ₂ " x 43" (x3)	3	88 lbs.
UV7006RC	96" x 48"	27 ¹ / ₂ " x 43" (x3)	3	105 lbs.

Triple Door Radius Corner w/ Header - Indoor

Model #	Size (W x H)	Viewable Area	Doors	Weight
UV7015RC	72" x 36"	19 ¹ / ₂ " x 24 ¹ / ₂ " (x3)	3	84 lbs.
UV7016RC	96" x 48"	27 ¹ / ₂ " x 36 ¹ / ₂ " (x3)	3	109 lbs.
UV3200RC	24" x 7 ¹ / ₂ "	-	-	10 lbs.
UVMB800REVC	Mounting Kit	-	-	1 lb.



UV7003RC Double Door Radius Corner



UV7001RC Single Door Radius Corner



UV7005RC Triple Door Radius Corner



Radius Corners for a stylish look

Indoor Radius Style/Corners Corkboards

- Sleek radius frame accentuates messages
- Powdercoat Aluminum frame with radius corners
- Lockable doors mounted on full length piano hinges (two keys included)
- Shatter-resistant acrylic windows
- Self-sealing natural cork interior
- Optional separated header available for one door and two door models
- Available with fabric for an upcharge
- Cannot be post mounted
- Radius corners units available only in powdercoat finish

Case Dimensions:

- 1" wide main frame
- 1⁷/₁₆" wide door frame
- 2" exterior depth, 5⁸/₁₆" interior depth



UVMB800REVC
Optional Mounting
Hardware Kit



Painted Cork Colors (Upcharge)



Fabric Colors (Upcharge)



See page 5-6 for more color options

Enclosed Corkboards



UV3401
with Cork

4" Radius Framed Corkboards

- Extra deep for displaying bulkier items
- Satin Anodized aluminum frame
- Sleek radius edge and mitered corners
- Natural, self-sealing cork interior
- Lockable doors on full length piano hinges (2 keys included)
- Shatter-proof acrylic windows
- Illuminated units lit from top
- ★ New LED Illumination available for header or entire case. Call for details.

Case Dimensions:

- 1" wide main frame
- 1 7/16" wide door frame
- 4" exterior depth
- 3" interior depth



UVMB800REVC
Optional Mounting
Hardware Kit



UV3403
Satin Anodized Frame with
Pearl Fabric over Cork




UV3406
Satin Anodized Frame with
Pearl Fabric over Cork



Customize Any Board *Indicates standard option. No upcharge applies.




Aluminum Frame Colors (Upcharge)



Black Gold Bronze Satin* White




Cork Types (Upcharge)



Cork* Rubber Synthetic Cork



Window (Upcharge)



Acrylic* Polycarbonate Tempered Glass

Enclosed Corkboards

Single Door

Single Door

Model #	Size (W x H)	Viewable Area	Doors	Weight
UV3400	18" x 24"	12 ³ / ₄ " x 19"	1	21 lbs.
UV3401	24" x 36"	18 ³ / ₄ " x 31"	1	23 lbs.
UV3402	48" x 36"	42 ³ / ₄ " x 31"	1	40 lbs.

Single Door Illuminated

UV3414	18" x 24"	12 ³ / ₄ " x 19"	1	24 lbs.
UV3415	24" x 36"	18 ³ / ₄ " x 31"	1	26 lbs.
UV3416	48" x 36"	42 ³ / ₄ " x 31"	1	47 lbs.

Single Door w/ Header

UV3407	18" x 24"	12 ³ / ₄ " x 12 ¹ / ₂ "	1	23 lbs.
UV3408	24" x 36"	18 ³ / ₄ " x 24 ¹ / ₂ "	1	25 lbs.
UV3409	48" x 36"	42 ³ / ₄ " x 24 ¹ / ₂ "	1	39 lbs.

Single Door w/ Illuminated Header

UV3421	18" x 24"	12 ³ / ₄ " x 12 ¹ / ₂ "	1	25 lbs.
UV3422	24" x 36"	18 ³ / ₄ " x 24 ¹ / ₂ "	1	27 lbs.
UV3423	48" x 36"	42 ³ / ₄ " x 24 ¹ / ₂ "	1	49 lbs.

Double Door

Double Door

Model #	Size (W x H)	Viewable Area	Doors	Weight
UV3403	60" x 36"	25 ¹ / ₄ " x 31" (x2)	2	45 lbs.
UV3404	72" x 36"	3 ¹ / ₄ " x 31" (x2)	2	60 lbs.
UV3405	72" x 48"	31 ¹ / ₄ " x 31" (x2)	2	65 lbs.

Double Door Illuminated

UV3417	60" x 36"	25 ¹ / ₄ " x 31" (x2)	2	69 lbs.
UV3418	72" x 36"	31 ¹ / ₄ " x 31" (x2)	2	80 lbs.
UV3419	72" x 48"	31 ¹ / ₄ " x 31" (x2)	2	89 lbs.
UV3410	60" x 36"	25 ¹ / ₄ " x 24 ¹ / ₄ " (x2)	2	46 lbs.
UV3411	72" x 36"	30 ³ / ₄ " x 24 ¹ / ₂ " (x2)	2	53 lbs.
UV3412	72" x 48"	31 ¹ / ₄ " x 36 ¹ / ₂ " (x2)	2	69 lbs.

Double Door w/ Illuminated Header

UV3424	60" x 36"	25 ¹ / ₄ " x 24 ¹ / ₂ " (x2)	2	60 lbs.
UV3425	72" x 36"	30 ³ / ₄ " x 24 ¹ / ₂ " (x2)	2	71 lbs.
UV3426	72" x 48"	31 ¹ / ₄ " x 36 ¹ / ₂ " (x2)	2	93 lbs.

Triple Door

Triple Door

Model #	Size (W x H)	Viewable Area	Doors	Weight
UV3406	96" x 48"	27 ¹ / ₂ " x 43" (x3)	3	85 lbs.

Triple Door Illuminated

UV3420	96" x 48"	27 ¹ / ₂ " x 43" (x3)	3	115 lbs.
--------	-----------	---	---	----------

Triple Door w/ Header

UV3413	96" x 48"	27 ¹ / ₂ " x 36 ¹ / ₂ " (x3)	3	84 lbs.
--------	-----------	--	---	---------

Triple Door w/ Illuminated Header

UV3427	96" x 48"	27 ¹ / ₂ " x 36 ¹ / ₂ " (x3)	3	123 lbs.
UVMB800REVC	Mounting Kit	-	-	1 lb.



UV3422
with Slate Grey
Painted Cork and
Illuminated Header



UV3417



UV3413



Painted Cork Colors (Upcharge)



Slate Grey Misty Blue Sea Foam Green Rose



Fabric Colors (Upcharge)



Dark Spruce Black Amethyst Cinnabar Medium Grey Pearl Ultramarine Cobalt Accent Deep Burgundy Blue Spruce

See page 5-6 for more color options

Enclosed Corkboards

with Wood Frame



UV100W
Single Door

Indoor Wood Enclosed Corkboards

- Standard solid oak frame with an attractive stain
- Clear acrylic shatter-resistant window
- Self-sealing natural cork interior
- Doors have sturdy hinges and a solid disc tumbler lock (two keys included)
- Illuminated units lit from top
- For indoor use only

★ LED Illumination available for 2" Exterior depth cases

Case Dimensions:

- 3/4" wide master frame
- 1 1/2" wide door frame
- 2" exterior depth
- 4" exterior depth for illuminated wood corkboards with fluorescent light fixtures



UV104W
Double Door



Walnut Finish



Cherry Finish




UV105W
Triple Door



Customize Any Board *Indicates standard option. No upcharge applies.




Wood Frame Colors




Walnut Light Oak Cherry



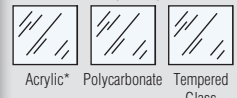
Cork Types (Upcharge)



Cork* Rubber Synthetic Cork



Window (Upcharge)



Acrylic* Polycarbonate Tempered Glass

Enclosed Corkboards

with Wood Frame and Header

Single Door

Single Door

Model #	Size (W x H)	Viewable Area	Doors	Weight
UV100W	18" x 24"	14 ³ / ₈ " x 20 ³ / ₈ "	1	10 lbs.
UV101W	24" x 36"	20 ³ / ₈ " x 32 ³ / ₈ "	1	15 lbs.
UV102W	36" x 36"	32 ³ / ₈ " x 32 ³ / ₈ "	1	22 lbs.

Single Door w/ Header

UV100HD	18" x 24"	14 ³ / ₈ " x 15 ¹ / ₈ "	1	15 lbs.
UV101HD	24" x 36"	20 ³ / ₈ " x 27 ¹ / ₈ "	1	20 lbs.
UV102HD	36" x 36"	32 ³ / ₈ " x 32 ³ / ₈ "	1	28 lbs.

Single Door Illuminated

UV100WI	18" x 24"	14 ³ / ₈ " x 20 ³ / ₈ "	1	15 lbs.
UV101WI	24" x 36"	20 ³ / ₈ " x 32 ³ / ₈ "	1	20 lbs.
UV102WI	36" x 36"	32 ³ / ₈ " x 32 ³ / ₈ "	1	27 lbs.

Single Door Illuminated w/ Header

UV108HDI	18" x 24"	14 ³ / ₈ " x 15 ¹ / ₈ "	1	20 lbs.
UV109HDI	24" x 36"	20 ³ / ₈ " x 27 ¹ / ₈ "	1	25 lbs.
UV110HDI	36" x 36"	32 ³ / ₈ " x 27 ¹ / ₈ "	1	33 lbs.

Double Door

Double Door

Model #	Size (W x H)	Viewable Area	Doors	Weight
UV102W-5	42" x 32"	17 ³ / ₄ " x 28 ³ / ₈ "	2	26 lbs.
UV103W	48" x 36"	20 ³ / ₄ " x 32 ³ / ₈ "	2	28 lbs.
UV104W	60" x 36"	26 ³ / ₄ " x 32 ³ / ₈ "	2	34 lbs.

Double Door w/ Header

UV102HD-5	42" x 32"	17 ³ / ₄ " x 26 ¹ / ₈ " (x2)	2	34 lbs.
UV103HD	48" x 36"	20 ³ / ₄ " x 27 ¹ / ₈ " (x2)	2	37 lbs.
UV104HD	60" x 36"	26 ³ / ₄ " x 27 ¹ / ₈ " (x2)	2	40 lbs.

Double Door Illuminated

UV103WI	48" x 36"	20 ³ / ₄ " x 32 ³ / ₈ " (x2)	2	33 lbs.
UV104WI	60" x 36"	26 ³ / ₄ " x 32 ³ / ₈ " (x2)	2	39 lbs.
UV107WI	72" x 36"	32 ³ / ₄ " x 32 ³ / ₈ " (x2)	2	45 lbs.

Double Door Illuminated w/ Header

UV111HDI	48" x 36"	20 ³ / ₄ " x 27 ¹ / ₈ " (x2)	2	42 lbs.
UV112HDI	60" x 36"	26 ³ / ₄ " x 27 ¹ / ₈ " (x2)	2	45 lbs.

Triple Door

Triple Door

Model #	Size (W x H)	Viewable Area	Doors	Weight
UV105W	72" x 36"	20 ³ / ₄ " x 32 ³ / ₈ " (x3)	3	47 lbs.
UV108W	72" x 48"	20 ³ / ₄ " x 44 ³ / ₈ " (x3)	3	60 lbs.
UV106W	96" x 48"	28 ³ / ₄ " x 44 ³ / ₈ " (x3)	3	73 lbs.

Triple Door w/ Header


UV105HD	72" x 36"	20 ³ / ₄ " x 27 ¹ / ₈ " (x3)	3	50 lbs.
UV106HD	72" x 48"	20 ³ / ₄ " x 39 ¹ / ₈ " (x3)	3	80 lbs.

Triple Door Illuminated

UV105WI	72" x 36"	20 ³ / ₄ " x 32 ³ / ₈ " (x3)	3	47 lbs.
UV108WI	72" x 48"	20 ³ / ₄ " x 44 ³ / ₈ " (x3)	3	60 lbs.
UV106WI	96" x 48"	28 ³ / ₄ " x 44 ³ / ₈ " (x3)	3	73 lbs.

Triple Door Illuminated w/ Header


UV113HDI	72" x 36"	20 ³ / ₄ " x 27 ¹ / ₈ " (x3)	3	55 lbs.
UV114HDI	72" x 48"	20 ³ / ₄ " x 39 ¹ / ₈ " (x3)	3	85 lbs.



UV100HD
Single Door
with Illuminated
Header



UV103HD
Double Door
with Header



UV105HD Triple Door with Non Illuminated Header



Painted Cork Colors (Upcharge)




Fabric Colors (Upcharge)



See page 5-6 for more color options

Enclosed Corkboards

Specialty Boards



UV504SC

Slim Style Now Available with Headers



Side View of Slim Style Frame

Slim Style Enclosed Corkboards

- Slim profile framing takes up less space
- Satin Anodized aluminum frame
- Natural self-sealing cork
- Shatter-proof, clear acrylic door with solid disc tumbler lock (two keys included)
- Door hinged in back
- One door models only
- For indoor use only
- Side Locking

Case Dimensions:

- 1³/₁₆" face frame
- 1³/₁₆" exterior depth, 1/2" interior depth

Without Header

Model #	Size (W x H)	Viewable Area	Weight
UV500SC	12" x 18"	9 1/2" x 15 1/2"	8 lbs.
UV501SC	18" x 24"	15 1/2" x 21 1/2"	11 lbs.
UV502SC	24" x 36"	18 3/4" x 31"	16 lbs.
UV503SC	30" x 36"	27 1/2" x 33 1/2"	19 lbs.
UV504SC	36" x 36"	33 1/2" x 33 1/2"	22 lbs.

With Header

Model #	Size (W x H)	Viewable Area	Weight
UV500SCH	12" x 18"	9 1/2" x 15 1/2"	9 lbs.
UV501SCH	18" x 24"	15 1/2" x 21 1/2"	12 lbs.
UV502SCH	24" x 36"	18 3/4" x 31"	17 lbs.
UV503SCH	30" x 36"	27 1/2" x 33 1/2"	20 lbs.
UV504SCH	36" x 36"	27 1/2" x 33 1/2"	23 lbs.



UVRDS48SB



UVRDS23SB

Now Available with Headers!



Slim Style Radius Frame



UVRDS23SBH

Slim Style Radius Framed Corkboards

- Slim, radius design for a sleek appearance
- Satin Anodized aluminum frame
- Natural self-sealing cork
- One door models only
- Shatter-resistant acrylic door
- Door hinged in back
- 48" x 36" maximum board
- For indoor use only

Case Dimensions:

- 1³/₁₆" face frame
- 1³/₁₆" exterior depth, 1/2" interior depth

Without Header

Model #	Size (W x H)	Viewable Area	Weight
UVRDS23SB	24" x 36"	21 1/2" x 33 1/2"	20 lbs.
UVRDS42SB	42" x 32"	39 1/2" x 29 1/2"	22 lbs.
UVRDS48SB	48" x 36"	33 1/2" x 45 1/2"	24 lbs.


With Header

Model #	Size (W x H)	Viewable Area	Weight
UVRD23SBH	24" x 36"	21 1/2" x 33 1/2"	21 lbs.
UVRDS42SBH	42" x 32"	39 1/2" x 29 1/2"	23 lbs.
UVRDS48SBH	48" x 36"	45 1/2" x 33 1/2"	25 lbs.

Customize Any Board *Indicates standard option. No upcharge applies.




Aluminum Frame Colors (Upcharge)



Black Gold Bronze Satin* White



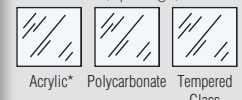
Cork Types (Upcharge)



Cork* Rubber Synthetic Cork



Window (Upcharge)



Acrylic* Polycarbonate Tempered Glass

Enclosed Corkboards

with Traditional Frame & Sliding Door



Traditional Frame is 3 1/8" deep

UV9010ACS



Sliding Glass Door Corkboards with Traditional Frame

- Self-sealing natural cork interior
- Satin Anodized aluminum frame
- Tempered glass sliding doors
- Secured with ratchet lock (2 keys included)
- Etched finger pills are an option; otherwise plastic adhesive pulls are provided
- For indoor use only
- ★ Fluorescent or LED illumination available for headers or full frame interior wrap!

Case Dimensions:

- 1" wide main frame
- 3 1/8" depth

UV9001ACS
with Upgraded
Synthetic Cork



Without Header

Model #	Size (W x H)	Viewable Area	Weight
UV9001ACS	48" x 36"	44 15/16" x 32"	60 lbs.
UV9002ACS	60" x 36"	56 15/16" x 32"	75 lbs.
UV9003ACS	72" x 36"	68 15/16" x 32"	85 lbs.
UV9010ACS	72" x 48"	68 15/16" x 44"	100 lbs.
UV9012ACS	96" x 36"	90 15/16" x 31"	125 lbs.
UV9011ACS	96" x 48"	92 15/16" x 44"	125 lbs.

With Header

Model #	Size (W x H)	Viewable Area	Weight
UV9001ACSH	48" x 36"	42 3/4" x 33"	60 lbs.
UV9002ACSH	60" x 36"	57" x 35"	78 lbs.
UV9003ACSH	72" x 36"	69" x 35"	88 lbs.
UV9011ACSH	96" x 48"	93" x 47"	128 lbs.

With Illuminated Header

Model #	Size (W x H)	Viewable Area	Weight
UV9001ACSHI	48" x 36"	42 3/4" x 33"	60 lbs.
UV9002ACSHI	60" x 36"	57" x 35"	78 lbs.
UV9003ACSHI	72" x 36"	69" x 35"	88 lbs.
UV9011ACSHI	96" x 48"	93" x 47"	128 lbs.
UVMB800REVC	Mounting Kit	-	1 lb.
UV2003	Replacement Lock	-	1 lb.

UV9001ACSH



Painted Cork Colors (Upcharge)



Fabric Colors (Upcharge)



See page 5-6 for more color options

Enclosed Corkboards

with Radius Frame and Sliding Doors




UV9026ACSH

Sliding Glass Corkboard with Header with Radius Frame



UV9026ACS

Sliding Glass Corkboard with Radius Frame



UV9025ACS

Shown in Rose Painted Cork

Sliding Glass Corkboards with Radius Frame

- Contemporary radius frame
- Sliding tempered glass doors offer more view area
- Secured with ratchet lock (two keys included)
- Natural self-sealing cork
- Other interior colors and fabrics available for upcharge
- Plastic frame; Satin Anodized aluminum frame is an option
- Etched finger pulls
- ★ Fluorescent or LED illumination available for headers or full frame interior wrap

Case Dimensions:

- 1" wide master frame
- 4" exterior depth



Radius Frame is 4" Deep

Without Header

Model #	Size (W x H)	Viewable Area	Weight
UV9025ACS	48" x 36"	44 ^{15/16} " x 32"	60 lbs.
UV9026ACS	60" x 36"	56 ^{15/16} " x 32"	75 lbs.
UV9027ACS	72" x 36"	68 ^{15/16} " x 32"	85 lbs.
UV9028ACS	72" x 48"	68 ^{15/16} " x 44"	100 lbs.
UV9030ACS	96" x 36"	90 ^{15/16} " x 31"	125 lbs.
UV9029ACS	96" x 48"	92 ^{15/16} " x 44"	125 lbs.

With Header

Model #	Size (W x H)	Viewable Area	Weight
UV9025ACSH	48" x 36"	42 ^{3/4} " x 33"	65 lbs.
UV9026ACSH	60" x 36"	53 ^{3/4} " x 33"	80 lbs.
UV9027ACSH	72" x 36"	69" x 35"	88 lbs.
UV9028ACSH	72" x 48"	69" x 47"	92 lbs.
UV9030ACSH	96" x 36"	93" x 33"	110 lbs.
UV9029ACSH	96" x 48"	93" x 47"	128 lbs.

with Illuminated Header


Model #	Size (W x H)	Viewable Area	Weight
UV9025ACSHI	48" x 36"	42 ^{3/4} " x 33"	65 lbs.
UV9026ACSHI	60" x 36"	53 ^{3/4} " x 33"	80 lbs.
UV9027ACSHI	72" x 36"	69" x 35"	89 lbs.
UV9028ACSHI	72" x 48"	69" x 47"	92 lbs.
UV9030ACSHI	96" x 36"	93" x 33"	110 lbs.
UV9029ACSHI	96" x 48"	93" x 47"	128 lbs.
UV2003	Replacement Lock	-	1 lb.

Customize Any Board

*Indicates standard option. No upcharge applies.




Aluminum Frame Colors (Upcharge)



Black Gold Bronze Satin* White



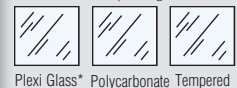
Cork Types (Upcharge)



Cork* Rubber Synthetic Cork



Window (Upcharge)



Plexi Glass* Polycarbonate Tempered Glass

Enclosed Corkboards

with Sliding Doors

Wood Sliding Door Corkboards

- Post important messages
- Handsome stained solid oak frame with silver trim
- Sliding tempered glass doors with ratchet lock (two keys included)
- Self-sealing natural cork laminated to fiberboard backing
- For indoor use only

Case Dimensions:

- 3/4" face frame
- 4" exterior depth



UV9006OCH



UV9003OCS
with Cobalt Accent Fabric



UV9003OCH

Without Header

Model #	Size (W x H)	Viewable Area	Weight
UV9003OCS	48" x 36"	45 3/8" x 32 1/2"	58 lbs.
UV9004OCS	60" x 36"	45 3/8" x 32 1/2"	75 lbs.
UV9005OCS	72" x 36"	63 3/4" x 32 1/2"	85 lbs.
UV9006OCS	96" x 36"	87 3/4" x 32 1/2"	95 lbs.

With Header

Model #	Size (W x H)	Viewable Area	Weight
UV9003OCH	48" x 36"	45 3/8" x 35 1/2"	73 lbs.
UV9004OCH	60" x 36"	54 3/4" x 35 1/2"	90 lbs.
UV9005OCH	72" x 36"	66 3/4" x 34"	100 lbs.
UV9006OCH	96" x 36"	90 3/4" x 34"	110 lbs.

With Illuminated Header

Model #	Size (W x H)	Viewable Area	Weight
UV9003OCHI	48" x 36"	45 3/8" x 35 1/2"	73 lbs.
UV9004OCHI	60" x 36"	54 3/4" x 35 1/2"	90 lbs.
UV9005OCHI	72" x 36"	66 3/4" x 34"	100 lbs.
UV9006OCHI	96" x 36"	90 3/4" x 34"	110 lbs.
UVMB800REVC	Mounting Kit	-	1 lb.
UV2003	Replacement Lock	-	1 lb.



Custom Header Logos available for an additional charge. Must have camera ready artwork or file (High Resolution EPS). Use UVCLOGO.



UVMB800REVC
Optional Mounting
Hardware Kit



Painted Cork Colors (Upcharge)



Fabric Colors (Upcharge)




See page 5-6 for more color options



Enclosed Corkboards

with Sliding Doors




UVDC1650



UVDC3412



UVDC1651B



Close Up of Ratchet Lock.

Wood Framed Display Cases

- Great for displaying trophies, memorabilia, antiques, and much more
- Solid oak frames available in Black or Walnut Laminate
- Fabric covered plywood back panel
- Tempered glass shelves adjustable in 1" increments
- Black laminated models feature Black interior components; Oak laminated models feature Zinc interior components
- Lockable sliding glass doors (two keys included)
- Cases are made to order, allow 4-6 weeks for production • Custom illumination available



UVDC1650B

Black Laminate

Model #	Size (W x H x D)	Viewable Area	# of Shelves	Weight
UVDC1648B	48" x 36" x 8"	42 ³ / ₄ " x 31" x 8"	2	65 lbs.
UVDC1649B	60" x 48" x 8"	54 ³ / ₄ " x 43" x 8"	3	105 lbs.
UVDC1650B	72" x 48" x 8"	66 ³ / ₄ " x 43" x 8"	3	120 lbs.
UVDC3412B	48" x 36" x 12"	42 ³ / ₄ " x 31" x 12"	2	80 lbs.
UVDC1651B	60" x 48" x 12"	54 ³ / ₄ " x 43" x 12"	3	140 lbs.
UVDC1652B	72" x 48" x 12"	66 ³ / ₄ " x 43" x 12"	3	160 lbs.
UVDC3416B	48" x 36" x 16"	42 ³ / ₄ " x 31" x 16"	2	120 lbs.
UVDC4516B	60" x 48" x 16"	54 ³ / ₄ " x 43" x 16"	3	210 lbs.
UVDC4616B	72" x 48" x 16"	66 ³ / ₄ " x 43" x 16"	3	240 lbs.

Oak Laminate


Model #	Size (W x H x D)	Viewable Area	# of Shelves	Weight
UVDC1648	48" x 36" x 8"	42 ³ / ₄ " x 31" x 8"	2	65 lbs.
UVDC1649	60" x 48" x 8"	54 ³ / ₄ " x 43" x 8"	3	105 lbs.
UVDC1650	72" x 48" x 8"	66 ³ / ₄ " x 43" x 8"	3	120 lbs.
UVDC3412	48" x 36" x 12"	42 ³ / ₄ " x 31" x 12"	2	80 lbs.
UVDC1651	60" x 48" x 12"	54 ³ / ₄ " x 43" x 12"	3	140 lbs.
UVDC1652	72" x 48" x 12"	66 ³ / ₄ " x 43" x 12"	3	160 lbs.
UVDC3416	48" x 36" x 16"	42 ³ / ₄ " x 31" x 16"	2	120 lbs.
UVDC4516	60" x 48" x 16"	54 ³ / ₄ " x 43" x 16"	3	210 lbs.
UVDC4616	72" x 48" x 16"	66 ³ / ₄ " x 43" x 16"	3	240 lbs.

Customize Any Board

*Indicates standard option. No upcharge applies.




Wood Frame Finishes




Walnut Light Oak Cherry



Cork Types (Upcharge)



Cork* Rubber Synthetic Cork



Window (Upcharge)



Acrylic* Polycarbonate Tempered Glass

Enclosed Display Case



UVMCS2424

UVMCS4836



UVMCS1218



UVMCS1218

4" Display Cases

- Showcase collectible items, memorabilia or promotional products
- Available in three attractive stained wood finishes
- Clear Acrylic front in a hinge wood door with magnetic latch
- Choose from several different background fabrics
- Surface mount displays



Optional Latch

Model #	Size (W x H)	Viewable Area	Weight
UVMCS1218	12" x 18"	10" x 16"	17 lbs.
UVMCS1824	18" x 24"	16" x 22"	19 lbs.
UVMCS2424	24" x 24"	22" x 22"	23 lbs.
UVMCS2436	24" x 36"	22" x 34"	35 lbs.
UVMCS3636	36" x 36"	34" x 34"	52 lbs.
UVMCS4836	48" x 36"	46" x 36"	69 lbs.
UVMCSLATCH	Optional Latch	-	-

Case Dimensions

- Interior depth: 3 5/8"
- Exterior depth: 4 3/4"

1" Display Cases

- Great for displaying jerseys, awards/ribbons, pennants and more
- Fabric covered back panel
- Acrylic front
- Mount case vertically or horizontally
- Depth: 1"

Case Dimensions:

- 1" depth

Model #	Size (W x H)	Viewable Area	Weight
UVMH1520W	15" x 20"	13" x 18"	9 lbs.
UVMH3325W	25" x 33"	23" x 31"	12 lbs.
UVMH4036W	36" x 40"	34" x 38"	16 lbs.



UVMH1824



UVMH3325W



Painted Cork Colors (Upcharge)



Slate Grey Misty Blue Sea Foam Green Rose



Fabric Colors (Upcharge)



Dark Spruce Black Amethyst Cinnabar Medium Grey Pearl Ultramarine

See page 5-6 for more color options



Cobalt Accent Deep Burgundy Blue Spruce


Enclosed Corkboards

"Image" Enclosed Corkboards


- Perfect for restaurants, businesses, schools, and more
- Unique radius corner and plastic frame
- Self-sealing cork interior
- One lockable door with a shatter-resistant acrylic window (two keys included)
- Frames available in Black, Grey, Putty, White, Light Blue and Burgundy
- For indoor use only

Case Dimensions:

- 2" depth



UVTE1824CK



UVTE1824FG

Model #	Description	Size (W x H)	Weight
UVTE1824CK	Corkboard	18" x 24"	6 lbs.
UVTE1824FG	Grey Fabricboard	18" x 24"	6 lbs.
UVTE1824FB	Black Fabricboard	18" x 24"	6 lbs.
UVTE1824FK	Burgundy Fabricboard	18" x 24"	6 lbs.
UVTE1824CB	Cobalt Accent Fabricboard	18" x 24"	6 lbs.
UVTE1824PE	Pearl Accent Fabricboard	18" x 24"	6 lbs.
UVTE1824CN	Cinnabar Fabricboard	18" x 24"	6 lbs.
UVTE1824UL	Ultramarine Fabricboard	18" x 24"	6 lbs.
UVTE1824AM	Amethyst Fabricboard	18" x 24"	6 lbs.
UVTE1824BS	Blue Spruce Fabricboard	18" x 24"	6 lbs.
UVTE2436CK	Corkboard	24" x 36"	12 lbs.
UVTE2436FG	Grey Fabricboard	24" x 36"	12 lbs.
UVTE2436FB	Black Fabricboard	24" x 36"	12 lbs.
UVTE2436FK	Burgundy Fabricboard	24" x 36"	12 lbs.
UVTE2436CB	Cobalt Accent Fabricboard	24" x 36"	12 lbs.
UVTE2436PE	Pearl Accent Fabricboard	24" x 36"	12 lbs.
UVTE2436CN	Cinnabar Fabricboard	24" x 36"	12 lbs.
UVTE2436UL	Ultramarine Fabricboard	24" x 36"	12 lbs.
UVTE2436AM	Amethyst Fabricboard	24" x 36"	12 lbs.
UVTE2436BS	Blue Spruce Fabricboard	24" x 36"	12 lbs.

See fabric colors on next page.



UVSB1824



Acrylic front slide out on top of board.

"Drop-In" Shadowboxes

- Display favorite moments and memorabilia
- Choose from three attractive wood finishes
- Clear "drop-in" acrylic front panel
- Fabric covered back panel

Case Dimensions:


- 2" depth

Model #	Size (W x H)	Weight
UVSB1218	12" x 18"	17 lbs.
UVSB1824	18" x 24"	19 lbs.
UVSB2424	24" x 24"	23 lbs.
UVSB2436	24" x 36"	35 lbs.

Customize Any Board *Indicates standard option. No upcharge applies.




Aluminum Frame Colors (Upcharge)



Black Gold Bronze Satin* White




Cork Types (Upcharge)



Cork* Rubber Synthetic Cork



Window (Upcharge)



Plexi Glass* Polycarbonate Tempered Glass

Surface Mount Low Profile Fabric Corkboards

Radius and Hingeless Low Profile Corkboards

Once these fabric covered corkboards are surface mounted through the wall, the hingeless cover is easily hung and removed. The removable cover allows complete access to the board surface. The frame is captured at the top using a simple bracket, and then is secured at the bottom with a key lock.

- Satin Anodized Aluminum Frame
- Surface Mount
- Choose from standard cork or fabric covered cork
- For letterboard options, see page 84



Cover locks at bottom and lifts up and off of board without hinges



UV509SC
Custom Black Frame and Black Fabric wrapped cork

UV509C
Custom Black Frame and Grey Fabric wrapped cork

Model #	Size (W x H)	Viewable Area	Weight
UV506SC	12" x 18"	7" x 13"	10 lbs.
UV507SC	18" x 24"	13" x 19"	12 lbs.
UV508SC	24" x 36"	19" x 31"	15 lbs.
UV509SC	30" x 36"	25" x 31"	12 lbs.
UV510SC	36" x 36"	31" x 31"	15 lbs.

Restroom Boards

New Restroom Boards offer three styles and two sizes to choose from. Display notices, restaurant specials or generate revenue with advertisements. All three boards are locking for additional security – just choose the style that best fits your establishment's needs or décor. Wood frame boards are available in Light Oak, Walnut or Cherry finishes. Radius Frame Hinged Boards are available with three finishes, while the Low Profile Radius Boards are only available in a Satin Anodized finish.



UVRBA1928
Satin Aluminum Full Hinge Frame
• 2" Profile Depth



UVRBW1928
Walnut Frame
• 2" Profile Depth



UVRBR1928
Satin Aluminum Hingless Frame
• 1" Profile Depth

Model #	Description	Size (W x H)	Viewable Area	Weight
UVRBA1417	Aluminum	14" x 17"	9" x 12"	4 lbs.
UVRBA1928	Aluminum	19" x 28"	14" x 23"	7 lbs.
UVRBW1417	Wood	14" x 17"	19" x 12"	5 lbs.
UVRBW1928	Wood	19" x 28"	14" x 23"	8 lbs.
UVRBR1417	Radius Aluminum	14" x 17"	19" x 12"	5 lbs.
UVRB1928	Radius Aluminum	19" x 28"	14" x 23"	9 lbs.
UVMB800REVC	Mounting Kit	-	-	1 lb.



Painted Cork Colors (Upcharge)



Slate Grey Misty Blue Sea Foam Green Rose



Fabric Colors (Upcharge)



Dark Spruce Black Amethyst Cinnabar Medium Grey Pearl

See page 5-6 for more color options



Ultramarine Cobalt Accent Deep Burgundy Blue Spruce

Open Faced Letterboards



UVEB1824 with Traditional Frame

Elevator Boards

High quality Radius and Traditional Frame Elevator Boards allow you to easily display elevator certificates, announcements, advertisements and more. These locking single-door units swing open on a full length piano hinge. All elevator corkboards feature a self-sealing natural cork panel. Be sure when installing that boards meet your state installation and safety codes, as well as elevator codes.

- Protective acrylic window
- Standard Satin Anodized Aluminum frame
- Lockable door on a full length piano hinge or lift off frame (2 keys included)
- Self-sealing natural cork interior
- Choose from Traditional or Radius frame

Traditional Frame

Model #	Size (W x H)	Viewable Area	Weight
UVEB8511	11" x 13.5"	8 1/2" x 11"	11 lbs.
UVEB1824	18" x 24"	13" x 19"	8 lbs.
UVEB2436	24" x 36"	19" x 31"	15 lbs.

Radius Frame

Model #	Size (W x H)	Viewable Area	Weight
UVEB8511R	11 x 13.5	8 1/2" x 11"	5 lbs.
UVEB1824R	18" x 24"	13" x 19"	8 lbs.
UVEB2436R	24" x 36"	19" x 31"	15 lbs.



UVEB1824



UVEB1824R




UVEB1824R

Hingeless Radius Frame unlocks, then lifts up/off to Access Corkboard Panel

Customize Any Board *Indicates standard option. No upcharge applies.




Aluminum Frame Colors (Upcharge)



Black Gold Bronze Satin* White



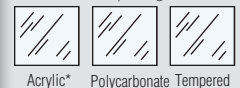
Cork Types (Upcharge)



Cork* Rubber Synthetic Cork



Window (Upcharge)



Acrylic* Polycarbonate Tempered Glass

Deep Flush Mount Memory Boxes

Recessed Memory Boxes

Designed originally for Nursing Homes and Assisted Living Centers, these unique Memory Boxes allow residents to add photos, trophies, keepsakes, and special items that help trigger their memory and aid them in finding their room. Now often utilized as display cases also. Memory Boxes also provide an activity for residents, allowing them to change contents as often as they like, as well as provide a sense of comfort and ownership. These lockable displays can be customized to match existing décor and color schemes. Choose from our standard frame options, wood finishes and standard fabric options or create your own custom design. The locking plexiglass door ensures that items are displayed securely.

- Light Oak standard finish
- Available with or without shelf
- Locking plexiglass door
- 2 keys included
- Larger/custom sizes also available

Mounting Information

- Designed to be fit between wall studs (16" on center)
- Wall insertion size measures 14½"W x 20½"H x 3½"D



UV1218MEMO
with Oak Frame and
Medium Grey Fabric



Please call our reliable customer service staff for question about custom orders.



Silver Frame with Medium
Grey Fabric



Maple Frame with Medium
Grey Fabric

Custom frame Options and color Available.

Model #	Size (W x H)	Viewable Area	Weight
UV1218MEMO	17 ¼" x 23"	12 ¾" x 18 ½"	15 lbs.



Painted Cork Colors (Upcharge)



Slate Grey Misty Blue Sea Foam Green Rose



Fabric Colors (Upcharge)



Dark Spruce Black Amethyst Cinnabar Medium Grey Pearl Ultramarine Cobalt Accent Deep Burgundy Blue Spruce

See page 5-6 for more color options

INDOOR Enclosed Letterboards

with Traditional Frame



UV1125


Indoor Enclosed Letterboards

- Spell out messages with enclosed letterboards
- Attractive Satin Anodized aluminum frame
- Lockable door mounted on full-length piano hinges (two keys included)
- Shatter-resistant, acrylic windows
- Illuminated units lit from top
- Black felt interior is standard
- ¾" Helvetica letter and number set included
- For indoor use only
- ★ LED Illumination now available - Please call for info

Case Dimensions:

- 1" wide main frame
- 1 7/16" wide door frame
- 2" exterior depth, ¾" interior depth
- 3 1/8" illuminated exterior depth, 1 5/8" illuminated interior depth

Tradition Frames have squared corners and a bold appearance. The doors close flush with the front of the frame on a full length, quietly operating piano hinge. This is most common design in the industry. See pages 5-6 for the available variations for this board. "Frame Lit" options are a new offering for this product, featuring LED lighting mounted inside the frame to illuminate the board surface. Visit BestSignBoards.com and search "Frame Lit" to view these boards.



UV1127




UV1128




For changeable letter sets, please see page 37.

Customize Any Board *Indicates standard option. No upcharge applies.




Aluminum Frame Colors (Upcharge)




Black Gold Bronze Satin* White




Window (Upcharge)



Acrylic* Polycarbonate Tempered Glass



Felt Colors



Black* Burgundy Blue Green Grey

INDOOR Enclosed Letterboards

with Traditional Frame and Header

Single Door

Single Door Standard

Model #	Size (W x H)	Viewable Area	Doors	Weight
UV1124	18" x 24"	12 ³ / ₄ " x 19"	1	20 lbs.
UV1125	24" x 36"	18 ³ / ₄ " x 31"	1	24 lbs.

Single Door Illuminated

UV1130I	18" x 24"	12 ³ / ₄ " x 19"	1	25 lbs.
UV1131I	24" x 36"	18 ³ / ₄ " x 31"	1	29 lbs.

Single Door w/ Header

UV1140H	24" x 36"	18 ³ / ₄ " x 24 ¹ / ₂ "	1	45 lbs.
---------	-----------	---	---	---------

Single Door w/ Illuminated Header

UV1150HI	24" x 36"	18 ³ / ₄ " x 31"	1	51 lbs.
----------	-----------	--	---	---------

Double Door

Double Door Standard

Model #	Size (W x H)	Viewable Area	Doors	Weight
UV1125-5	42" x 32"	16 ¹ / ₄ " x 27" (x2)	2	40 lbs.
UV1126	48" x 36"	19 ¹ / ₄ " x 31" (x2)	2	45 lbs.
UV1127	60" x 36"	25 ¹ / ₄ " x 31" (x2)	2	56 lbs.

Double Door Illuminated

UV1132I	48" x 36"	19 ¹ / ₄ " x 31" (x2)	2	50 lbs.
UV1133I	60" x 36"	25 ¹ / ₄ " x 31" (x2)	2	61 lbs.

Double Door w/ Header

UV1140H-5	42" x 32"	16 ¹ / ₄ " x 20 ¹ / ₂ " (x2)	2	68 lbs.
UV1141H	48" x 36"	19 ¹ / ₄ " x 24 ¹ / ₂ " (x2)	2	75 lbs.
UV1142H	60" x 36"	25 ¹ / ₄ " x 24 ¹ / ₂ " (x2)	2	85 lbs.

Double Door w/ Illuminated Header

UV1151HI	48" x 36"	42 ³ / ₄ " x 31" (x2)	2	81 lbs.
UV1152HI	60" x 36"	54 ³ / ₄ " x 31" (x2)	2	95 lbs.

Triple Door

Triple Door Standard

Model #	Size (W x H)	Viewable Area	Doors	Weight
UV1128	72" x 36"	19 ¹ / ₂ " x 31" (x3)	3	66 lbs.
UV1129	72" x 48"	19 ¹ / ₂ " x 43" (x3)	3	78 lbs.

Triple Door Illuminated

UV1134I	72" x 36"	19 ¹ / ₂ " x 31" (x3)	3	71 lbs.
---------	-----------	---	---	---------

Triple Door w/ Header

UV1143H	72" x 36"	19 ¹ / ₂ " x 24 ¹ / ₂ " (x3)	3	95 lbs.
---------	-----------	--	---	---------

Triple Door w/ Illuminated Header

UV1153HI	72" x 36"	66 ³ / ₄ " x 31" (x3)	3	95 lbs.
----------	-----------	---	---	---------

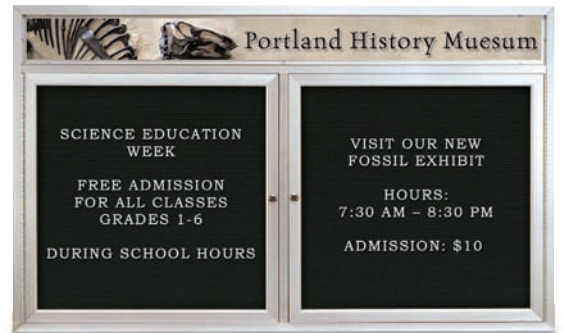
UVMB800REVC	Mounting Kit	1 lb.
-------------	--------------	-------



Headers can be illuminated to highlight graphics. Our fluorescent headers allow light to flood the letterboard surface and the header simultaneously.



UV1140H



UV1142H

4 color digital headers can be applied. Example shown above.



UV1153HI



Vinyl Colors



See pages 5-6 for more color options

Vinyl is often chosen for letterboards that are being used outside, or in work environments where the surface may need to be cleaned.

OUTDOOR Enclosed Letterboards

with Traditional Frame



UV1168DI

Outdoor Enclosed Letterboards

- Attractive Satin Anodized aluminum frame
- Lockable door mounted on full-length piano hinge (two keys included)
- Shatter-resistant, acrylic windows
- Black, vinyl letterboard interior is standard
- Weather-resistant aluminum backing with silicone sealant
- Illuminated units lit from top
- ¾" Helvetica letter and number set included
- For mounting non-illuminated boards on posts, please call for quote
- Call for weather-tight and water-tight boards

★ LED Illumination now available - Please call for info

Case Dimensions:

- 1" wide main frame
- 1 7/8" wide door frame
- 2" exterior depth, ¾" interior depth
- 3 1/8" illuminated exterior depth, 1 5/8" illuminated interior depth

Ask About




OUTDOOR PLUS

3" Profile / Gasketed Window / Weather Seal Door / Sealed Miters / Drain Holes

Our new Outdoor PLUS design was created to keep your Enclosed Outdoor Boards safe during all types of weather. Ideal for locations with heavy precipitation, this board add-on features weather-stripping and additional holes in the bottom of the board for drainage. Add PLUS to the board model number, or call our customer service representatives for questions on our Outdoor PLUS option.



UV1162D



UV1164D




For changeable letter sets, please see page 37.

Customize Any Board

*Indicates standard option. No upcharge applies.




Aluminum Frame Colors (Upcharge)



Black Gold Bronze Satin* White




Window (Upcharge)



Acrylic* Polycarbonate Tempered Glass



Felt Colors



Black* Burgundy Blue Green Grey

OUTDOOR Enclosed Letterboards

with Traditional Frame and Header

Single Door

Single Door

Model #	Size (W x H)	Viewable Area	Doors	Weight
UV1166D	18" x 24"	12 ³ / ₄ " x 19"	1	23 lbs.
UV1160D	24" x 36"	18 ³ / ₄ " x 31"	1	27 lbs.

Single Door Illuminated

UV1167DI	18" x 24"	12 ³ / ₄ " x 19"	1	28 lbs.
UV1168DI	24" x 36"	18 ³ / ₄ " x 31"	1	33 lbs.

Single Door w/ Header

UV1175HD	24" x 36"	18 ³ / ₄ " x 24 ¹ / ₂ "	1	48 lbs.
UV1186HD	24" x 36"	12 ³ / ₄ " x 12 ¹ / ₂ "	1	26 lbs.

Single Door w/ Illuminated Header

UV1181HDI	24" x 36"	19 ¹ / ₄ " x 31" (x2)	1	55 lbs.
-----------	-----------	---	---	---------

Double Door

Double Door

Model #	Size (W x H)	Viewable Area	Doors	Weight
UV1160D-5	42" x 32"	16 ¹ / ₄ " x 27" (x2)	2	42 lbs.
UV1161D	48" x 36"	19 ¹ / ₄ " x 31" (x2)	2	48 lbs.
UV1162D	60" x 36"	25 ¹ / ₄ " x 31" (x2)	2	65 lbs.

Double Door Illuminated

UV1169DI	48" x 36"	19 ¹ / ₄ " x 31"	2	53 lbs.
UV1170DI	60" x 36"	25 ¹ / ₄ " x 31" (x2)	2	70 lbs.

Double Door w/ Header

UV1175D-5	42" x 32"	16 ¹ / ₄ " x 20 ¹ / ₂ " (x2)	2	68 lbs.
UV1176HD	48" x 36"	19 ¹ / ₄ " x 24 ¹ / ₂ " (x2)	2	78 lbs.
UV1177HD	60" x 36"	25 ¹ / ₄ " x 24 ¹ / ₂ " (x2)	2	88 lbs.

Double Door w/ Illuminated Header

UV1182HDI	48" x 36"	25 ¹ / ₂ " x 31" (x2)	2	85 lbs.
UV1183HDI	60" x 36"	19 ¹ / ₂ " x 31" (x3)	2	99 lbs.

Triple Door

Triple Door

Model #	Size (W x H)	Viewable Area	Doors	Weight
UV1163D	72" x 36"	19 ¹ / ₂ " x 31" (x3)	3	75 lbs.
UV1164D	72" x 48"	19 ¹ / ₂ " x 43" (x3)	3	84 lbs.

Triple Door Illuminated

UV1171DI	72" x 36"	19 ¹ / ₂ " x 31" (x3)	3	80 lbs.
UV1172DI	72" x 48"	19 ¹ / ₂ " x 43" (x3)	3	89 lbs.

Triple Door w/ Header

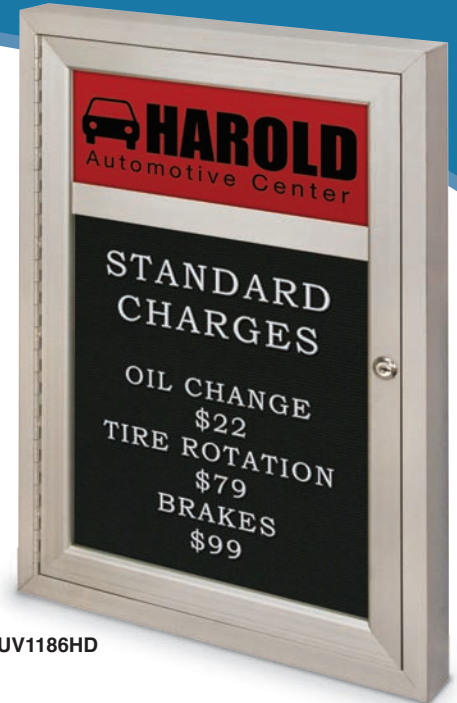
UV1178HD	72" x 36"	19 ¹ / ₂ " x 24 ¹ / ₂ " (x3)	3	98 lbs.
----------	-----------	--	---	---------

Triple Door w/ Illuminated Header

UV1184HDI	72" x 36"	19 ¹ / ₂ " x 31" (x3)	3	109 lbs.
UVMB800REVC	Mounting Kit		-	1 lb.



UVMB800REVC
Optional Mounting
Hardware Kit



UV1186HD



UV1176HD



UV1184HDI



Vinyl Colors



See pages 5-6 for more color options

Enclosed Indoor/Outdoor Letterboards

with Radius Frame or Radius Frame and Corner



UV7020



Radius Frame



Radius Frame and Corner

UV7026RC

Radius Corners Available. Add "RC" to model #. Available only in powdercoat finishes, Gold, Black or Bronze.



Radius Framed Letterboards / Radius Frame and Corner Letterboards

- Sleek, radius construction
- Satin Anodized aluminum frame for standard radius frame with mitered corners
- Radius corners also available
- Attractive Black felt (indoor) or vinyl (outdoor) interior is standard
- Lockable door mounted on full length piano hinges (two keys included)
- Shatter-resistant acrylic windows
- Cannot be post mounted
- ¾" Helvetica letter and number set included
- Radius corners units available only in powdercoat finishes

Case Dimensions:

- 1" wide main frame
- 1 7/16" wide door frame
- 2" exterior depth


Ask About




OUTDOOR PLUS

3" Profile / Gasketed Window / Weather Seal Door / Sealed Miters / Drain Holes

Customize Any Board *Indicates standard option. No upcharge applies.




Aluminum Frame Colors (Upcharge)



Black Gold Bronze Satin* White




Window (Upcharge)



Acrylic* Polycarbonate Tempered Glass



Felt Colors



Black* Burgundy Blue Green Grey

Single Door

Indoor - Single Door

Model #	Size (W x H)	Viewable Area	Doors	Weight
UV7020	18" x 24"	12 3/4" x 19"	1	20 lbs.
UV7021	24" x 36"	18 3/4" x 31"	1	24 lbs.

Indoor - Single Door w/ Header

UV7026	24" x 36"	18 3/4" x 24 1/2"	1	26 lbs.
--------	-----------	-------------------	---	---------

Outdoor - Single Door

UV8020	18" x 24"	12 3/4" x 19"	1	23 lbs.
UV8021	24" x 36"	18 3/4" x 31"	1	27 lbs.

Outdoor - Single Door w/ Header

UV8026	24" x 36"	18 3/4" x 24 1/2"	1	29 lbs.
--------	-----------	-------------------	---	---------

Double Door

Indoor - Double Door

Model #	Size (W x H)	Viewable Area	Doors	Weight
UV7021-5	42" x 32"	16 1/4" x 27" (x2)	2	40 lbs.
UV7022	48" x 36"	19 1/4" x 31" (x2)	2	45 lbs.
UV7023	60" x 36"	25 1/4" x 31" (x2)	2	56 lbs.

Indoor - Double Door w/ Header

UV7026-5	42" x 32"	16 1/4" x 20 1/2" (x2)	2	42 lbs.
UV7027	48" x 36"	19 1/4" x 24 1/2" (x2)	2	47 lbs.
UV7028	60" x 36"	25 1/4" x 24 1/2" (x2)	2	58 lbs.

Outdoor - Double Door

UV8021-5	42" x 32"	16 1/4" x 27" (x2)	2	44 lbs.
UV8022	48" x 36"	19 1/4" x 31" (x2)	2	48 lbs.
UV8023	60" x 36"	25 1/4" x 31" (x2)	2	65 lbs.

Outdoor - Double Door w/ Header

UV8026-5	42" x 32"	16 1/4" x 20 1/2" (x2)	2	46 lbs.
UV8027	48" x 36"	19 1/4" x 24 1/2" (x2)	2	50 lbs.
UV8028	60" x 36"	25 1/4" x 24 1/2" (x2)	2	67 lbs.

Triple Door

Indoor - Triple Door

Model #	Size (W x H)	Viewable Area	Doors	Weight
UV7024	72" x 36"	19 1/2" x 31" (x3)	3	66 lbs.
UV7025	72" x 48"	19 1/2" x 43" (x3)	3	78 lbs.

Indoor - Triple Door w/ Header

UV7029	72" x 36"	19 1/2" x 24 1/2" (x3)	3	68 lbs.
--------	-----------	------------------------	---	---------

Outdoor - Triple Door

UV8024	72" x 36"	19 1/2" x 31" (x3)	3	75 lbs.
UV8025	72" x 48"	19 1/2" x 43" (x3)	3	84 lbs.

Outdoor - Triple Door w/ Header

UV8029	72" x 36"	19 1/2" x 24 1/2" (x3)	3	77 lbs.
UVMB800REVC	Mounting Kit			1 lb.

Enclosed Letterboards

Slim Style Enclosed Letterboards

- Slim profile framing takes up less space
- Satin Anodized aluminum frame
- Standard Black felt letterboard interior
- Shatter-proof, clear acrylic door with solid disc tumbler lock (two keys included)
- 3/4" Helvetica character set included with letterboards
- Door hinged in back - opens 90°
- One door models only
- For indoor use only

Case Dimensions:

- 1 5/16" face frame
- 1 13/16" exterior depth, 1/2" interior depth

Without Header

Model #	Size (W x H)	Viewable Area	Weight
UV500SL	12" x 18"	9 1/2" x 15 1/2"	8 lbs.
UV501SL	18" x 24"	15 1/2" x 21 1/2"	11 lbs.
UV502SL	24" x 36"	21 1/2" x 33 1/2"	16 lbs.
UV503SL	30" x 36"	27 1/2" x 33 1/2"	19 lbs.
UV504SL	36" x 36"	33 1/2" x 33 1/2"	22 lbs.

With Header

UV500SLH	12" x 18"	9 1/2" x 9 1/2"	14 lbs.
UV501SLH	18" x 24"	15 1/2" x 15 1/2"	17 lbs.
UV502SLH	24" x 36"	21 1/2" x 30 1/2"	22 lbs.
UV503SLH	30" x 36"	27 1/2" x 27 1/2"	25 lbs.
UV504SLH	36" x 36"	33 1/2" x 27 1/2"	28 lbs.
UVMB800REVC	Mounting Kit	-	1 lb.



Side View of Traditional Frame

UV501SL

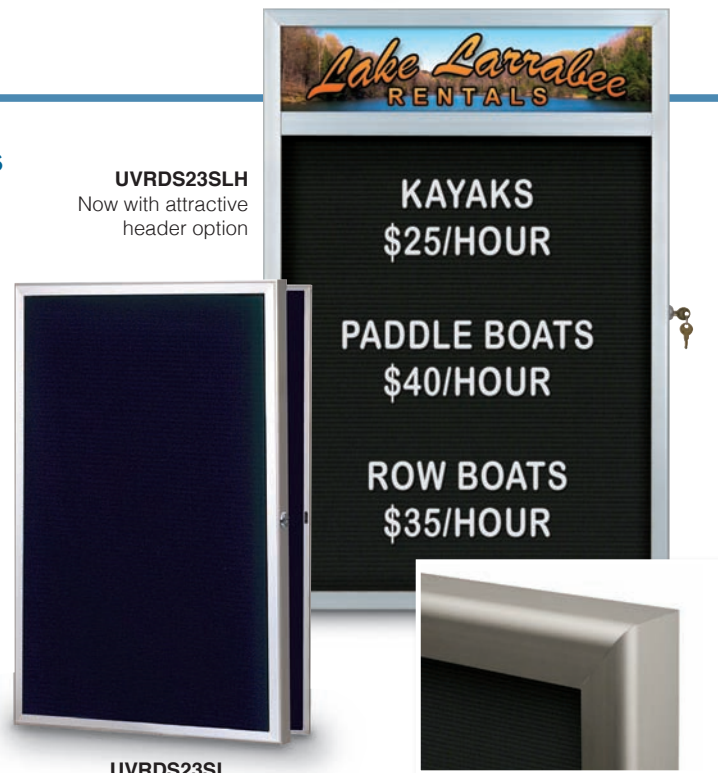
Slim Style Radius Framed Letterboards

- Slim, radius design for a sleek appearance
- Satin Anodized aluminum frame
- Black felt letterboard interior is standard
- Letterboard interior
- One door models only
- Shatter-resistant acrylic door
- 3/4" Helvetica character set included with letterboards
- Door hinged in back
- 48" x 36" maximum board
- For indoor use only

Case Dimensions:

- 1 5/16" face frame
- 1 13/16" exterior depth, 1/2" interior depth

Model #	Size (W x H)	Viewable Area	Weight
UVRDS23SL	24" x 36"	21 1/4" x 33 1/4"	18 lbs.
UVRDS48SL	48" x 36"	39 1/4" x 29 1/4"	30 lbs.
UVRDS23SLH	24" x 36"	21 1/4" x 36 1/4"	16 lbs.
UVRDS48SLH	48" x 36"	39 1/4" x 32 1/4"	30 lbs.
UVRDS42SL	42" x 32"	45 1/4" x 33 1/4"	26 lbs.
UVRDS42SLH	42" x 32"	45 1/4" x 36 1/4"	26 lbs.
UVMB800REVC	Mounting Kit	-	1 lb.



UVRDS23SLH
Now with attractive header option

UVRDS23SL



Vinyl Colors



See pages 5-6 for more color options

Enclosed Letterboards

with Wood Frame



UV26210

Indoor Wood Enclosed Letterboards

- Hardwood frame with an attractive stain
- Black felt letterboard interior is standard
- Secure, shatter-proof acrylic doors
- Solid disc tumbler locks protect against vandalism (two keys included)
- 3/4" Helvetica letter and number set included
- For indoor use only

★ LED Illumination now available- Please call for info

Case Dimensions:

- 3/4" wide master frame
- 1" wide door frame
- 2" exterior depth
- 4" illuminated exterior depth



UV26240



For changeable letter sets, please see page 37



Roman and Helvetica Letters fonts. Both come in six size choices from .5" to 3"




UV26270



Customize Any Board *Indicates standard option. No upcharge applies.



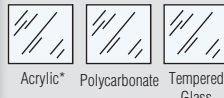
Wood Frame Colors



Walnut Light Oak Cherry



Window (Upcharge)



Acrylic* Polycarbonate Tempered Glass

Enclosed Letterboards

with Wood Frame and Header

Single Door

Single Door - Non-Illuminated

Model #	Size (W x H)	Viewable Area	Doors	Weight
UV26200	18" x 24"	14 ³ / ₈ " x 20 ³ / ₈ "	1	10 lbs.
UV26210	24" x 36"	20 ³ / ₈ " x 32 ³ / ₈ "	1	15 lbs.
UV26230	36" x 36"	32 ³ / ₈ " x 32 ³ / ₈ "	1	22 lbs.

Single Door - Illuminated

UV26301	18" x 24"	14 ³ / ₈ " x 20 ³ / ₈ "	1	15 lbs.
UV26311	24" x 36"	20 ³ / ₈ " x 32 ³ / ₈ "	1	20 lbs.
UV26321	36" x 36"	32 ³ / ₈ " x 32 ³ / ₈ "	1	27 lbs.

Single Door - Non-Illuminated w/ Header

UV2620HD	18" x 24"	14 ³ / ₈ " x 15 ¹ / ₈ "	1	15 lbs.
UV2621HD	24" x 36"	20 ³ / ₈ " x 27 ³ / ₈ "	1	20 lbs.
UV2623HD	36" x 36"	32 ³ / ₈ " x 27 ³ / ₈ "	1	27 lbs.

Single Door - Illuminated w/ Header

UV2630HDI	18" x 24"	14 ³ / ₈ " x 15 ¹ / ₈ "	1	20 lbs.
UV2631HDI	24" x 36"	20 ³ / ₈ " x 27 ³ / ₈ "	1	25 lbs.
UV2632HDI	36" x 36"	32 ³ / ₈ " x 27 ³ / ₈ "	1	32 lbs.



Close up of lock

Double Door

Double Door - Non-Illuminated

Model #	Size (W x H)	Viewable Area	Doors	Weight
UV26235O	42" x 32"	17 ³ / ₄ " x 28 ³ / ₈ " (x2)	2	35 lbs.
UV2624O	48" x 36"	20 ³ / ₄ " x 32 ³ / ₈ " (x2)	2	40 lbs.
UV2625O	60" x 36"	26 ³ / ₄ " x 32 ³ / ₈ " (x2)	2	50 lbs.
UV2626O	60" x 48"	26 ³ / ₄ " x 44 ³ / ₈ " (x2)	2	55 lbs.

Double Door - Illuminated

UV2633I	48" x 36"	20 ³ / ₄ " x 32 ³ / ₈ " (x2)	2	50 lbs.
UV2634I	60" x 36"	26 ³ / ₄ " x 32 ³ / ₈ " (x2)	2	60 lbs.
UV2635I	60" x 48"	26 ³ / ₄ " x 44 ³ / ₈ " (x2)	2	65 lbs.

Double Door - Non-Illuminated w/ Header

UV26235HD	42" x 32"	17 ³ / ₄ " x 23 ¹ / ₈ " (x2)	2	40 lbs.
UV2624HD	48" x 36"	20 ³ / ₄ " x 27 ¹ / ₈ " (x2)	2	45 lbs.
UV2625HD	60" x 36"	26 ³ / ₄ " x 27 ¹ / ₈ " (x2)	2	57 lbs.
UV2626HD	60" x 48"	26 ³ / ₄ " x 39 ¹ / ₈ " (x2)	2	62 lbs.

Double Door - illuminated w/ Header

UV2633HDI	48" x 36"	20 ³ / ₄ " x 27 ¹ / ₈ " (x2)	2	50 lbs.
UV2634HDI	60" x 36"	26 ³ / ₄ " x 27 ¹ / ₈ " (x2)	2	62 lbs.
UV2635HDI	60" x 48"	26 ³ / ₄ " x 39 ¹ / ₈ " (x2)	2	67 lbs.

Triple Door

Triple Door - Non-Illuminated

Model #	Size (W x H)	Viewable Area	Doors	Weight
UV2627O	72" x 36"	20 ³ / ₄ " x 32 ³ / ₈ " (x3)	3	62 lbs.
UV2628O	72" x 48"	20 ³ / ₄ " x 44 ³ / ₈ " (x3)	3	75 lbs.

Triple Door - Illuminated

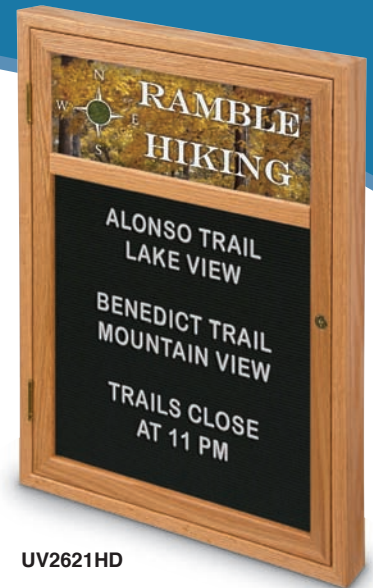
UV2636I	72" x 36"	20 ³ / ₄ " x 32 ³ / ₈ " (x3)	3	72 lbs.
UV2637I	72" x 48"	20 ³ / ₄ " x 44 ³ / ₈ " (x3)	3	85 lbs.

Triple Door - Non-Illuminated w/ Header


UV2627HD	72" x 36"	20 ³ / ₄ " x 27 ¹ / ₈ " (x3)	3	70 lbs.
UV2628HD	72" x 48"	20 ³ / ₄ " x 39 ¹ / ₈ " (x3)	3	80 lbs.

Triple Door - illuminated w/ Header

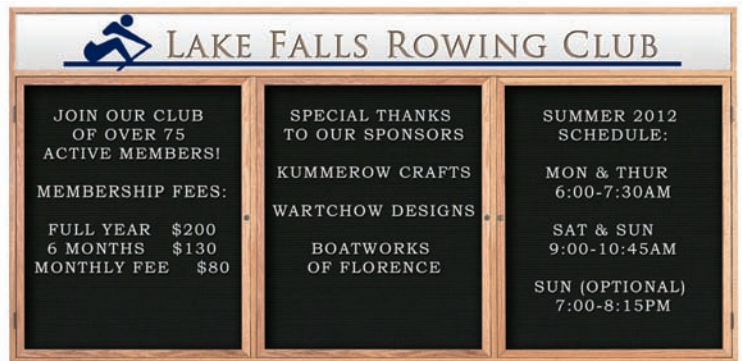
UV2636HDI	72" x 36"	20 ³ / ₄ " x 27 ¹ / ₈ " (x3)	3	75 lbs.
UV2637HDI	72" x 48"	20 ³ / ₄ " x 39 ¹ / ₈ " (x3)	3	85 lbs.



UV2621HD



UV2624HD




UV2636HDI



Custom Digital or Vinyl Header Logos available for an additional charge. Must have camera ready artwork or file (High Resolution EPS) Use UVCLGO. Price depends upon many factors. Must see artwork prior to quote.



Felt Colors



Black* Burgundy Blue Green Grey



Vinyl Colors

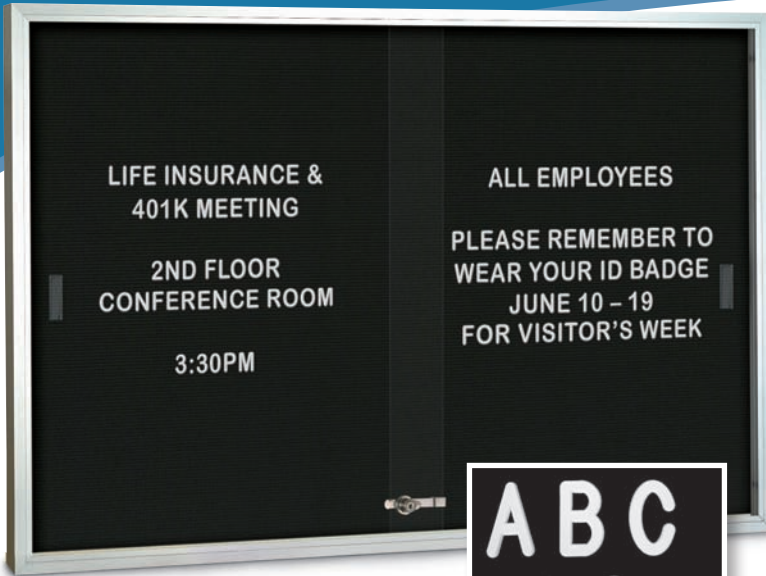


Licorice* Grey Barcelona Blue Burgundy Hunter Green White

See pages 5-6 for more color options

Enclosed Letterboards

with Sliding Doors



UV9008ACS

¾" Helvetica letter and number set included.



Sliding Glass Door Letterboards

- Write up messages for customers and employees
- Black felt letterboard interior is standard
- Tempered glass sliding doors
- Secured with ratchet lock (2 keys included)
- Satin Anodized aluminum frame
- ¾" Helvetica letter and number set included
- Other letter sizes and fonts available on page 37
- Boards with headers also available. Call for info.

Case Dimensions:

- 1" wide main frame
- 1 7/16" wide door frame
- 3 1/8" depth

Model #	Size (W x H)	Viewable Area	Weight
UV9005ACS	48" x 36"	44 15/16" x 32"	68 lbs.
UV9006ACS	60" x 36"	56 15/16" x 32"	82 lbs.
UV9007ACS	72" x 36"	68 15/16" x 32"	92 lbs.
UV9008ACS	72" x 48"	68 15/16" x 44"	112 lbs.
UV9013ACS	96" x 36"	92 15/16" x 32"	135 lbs.
UV9009ACS	96" x 48"	92 15/16" x 44"	145 lbs.
UVMB800REVC Mounting Kit		-	1 lb.

Radius Sliding Glass Letterboards

- Contemporary radius frame
- Sliding tempered glass doors offers more view area
- Secured with ratchet lock (two keys included)
- Black felt letterboard interior
- Other fabrics available
- Satin Anodized aluminum frame
- 96" units come standard with three doors and two locks
- ★ LED Illumination now available - Please call for info

Case Dimensions:

- 1" wide master frame
- 4" exterior depth



UV9021ACSH

Without Header

Model #	Size (W x H)	Viewable Area	Weight
UV9020ACS	48" x 36"	46" x 34"	68 lbs.
UV9021ACS	60" x 36"	58" x 34"	82 lbs.
UV9022ACS	72" x 36"	70" x 34"	92 lbs.
UV9023ACS	72" x 48"	70" x 46"	112 lbs.
UV9031ACS	96" x 36"	94" x 34"	135 lbs.
UV9024ACS	96" x 48"	64" x 46"	145 lbs.

With Header


Model #	Size (W x H)	Viewable Area	Weight
UV9020ACSH	48" x 36"	42 3/4" x 33"	72 lbs.
UV9021ACSH	60" x 36"	53 3/4" x 33"	86 lbs.
UV9022ACSH	72" x 36"	69" x 35"	96 lbs.
UV9023ACSH	72" x 48"	69" x 47"	116 lbs.
UV9031ACSH	96" x 36"	93" x 33"	139 lbs.
UV9024ACSH	96" x 48"	93" x 47"	149 lbs.
UVMB800REVC Mounting Kit		-	1 lb.

Customize Any Board

*Indicates standard option. No upcharge applies.




Aluminum Frame Colors (Upcharge)




Black Gold Bronze Satin* White




Window (Upcharge)



Acrylic* Polycarbonate Tempered Glass



Felt Colors



Black* Burgundy Blue Green Grey

OUTDOOR Enclosed Letterboard

Traditional Frame with Header

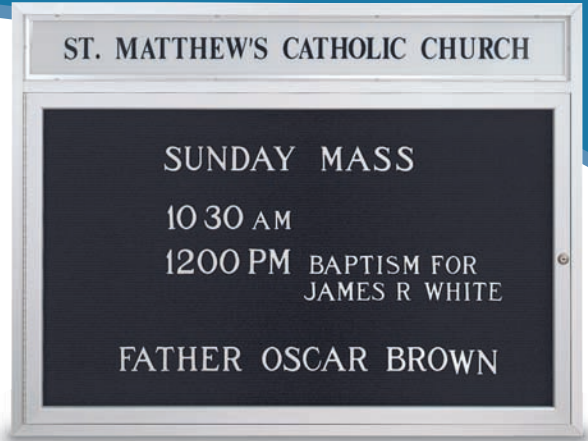
Outdoor Letterboards with Headers

- Satin Anodized aluminum frame
- Removable Black vinyl letterboard interior
- Permanently adhered vinyl lettering on a White acrylic header
- Lockable door mounted on full length piano hinge (two keys included)
- Clear acrylic window
- Aluminum backing with silicone sealant for weather resistance
- U.L. listed fluorescent light fixture lit from top
- Weather resistant backing
- 3/4" Helvetica letter and number set included
- ★ LED Illumination now available - Please call for info

Case Dimensions:

- 1" wide master frame
- 1 7/16" wide door frame
- 3 1/8" exterior depth

Model #	Size (W x H)	Viewable Area	Weight
UV1304TB	43" x 33"	40 15/16" x 31"	70 lbs.
UV1305TB	47" x 36"	44 15/16" x 34"	75 lbs.
UV1306TB	60" x 42"	57 15/16" x 40"	108 lbs.
UV1309	Posts-2" x 2" x 96"H	-	35 lbs.
UVCLOGO	Custom Logo	-	-



UV1304TB



UV1306TB with UV1309

Ask About



OUTDOOR PLUS

3" Profile / Gasketed Window / Weather Seal Door / Sealed Miters / Drain Holes

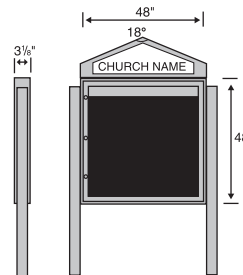
Cathedral Design Outdoor Letterboards

- Cathedral header design
- Custom header wording in professional vinyl graphics
- Satin Anodized aluminum frame
- One lockable door frame with a shatter resistant acrylic window (two keys included)
- Removable Black vinyl letterboard interior
- Weather-resistant backing
- U.L. listed fluorescent light fixture
- 3/4" Helvetica letter and number set included


Case Dimensions:

- 1" wide master frame
- 1 15/16" door frame
- 3 1/8" exterior depth

Model #	Size (W x H)	Viewable Area	Weight
UV1299CD	43" x 33"	36 3/4" x 27"	70 lbs.
UV1300CD	47" x 36"	40 3/4" x 30"	75 lbs.
UV1301CD	48" x 48"	41 3/4" x 42"	100 lbs.
UV1302CD	60" x 42"	53 3/4" x 43 7/8"	120 lbs.
UV1309	Posts-2" x 2" x 96"H	-	35 lbs.
UVCLOGO	Custom Logo	-	-



UV1299CD with UV1309



UV1299CD



UV1301CD
Custom Bronze finish (upcharge)



UV1301CD with UV1309



Vinyl Colors



See page 5-6 for more color options

Letterboard Accessories



Helvetica Letter Box Sets

- Precision-molded, plastic letters
- Universal letters with special single tab
- Fits any manufacturer's Letterboard
- Available in White
- Assorted letters, numbers, and symbols
- Apply firm pressure when inserting letters

Model #	Size (W x H)	Weight
UV52307	1/2"	3 lbs.
UV52308	3/4"	3 lbs.
UV52309	1"	10 ozs.
UV52310	2"	10 ozs.
UV52311	3"	10 ozs.



Helvetica Letter Sprue Sets

- Precision-molded, bottom tabbed letters
- Fits all manufacturers Letterboards
- Available in White
- 145 assortment of letters, numbers, and symbols

Model #	Size (W x H)	Weight
UV52301	1/2"	5 ozs.
UV52303	3/4"	8 ozs.
UV52305	1"	8 ozs.
UV52302	2"	5 ozs.
UV52304	3"	5 ozs.



Roman Letter Box Set

- Precision-molded, plastic letters
- Features single tab at bottom of characters
- Fits any Letterboard
- Available in White
- Assorted letters, numbers, and symbols

Model #	Size (W x H)	Weight
UV62307	1"	10 ozs.
UV62308	2"	10 ozs.
UV62309	3"	10 ozs.



Roman Letter Sprue Sets

- Plastic characters feature single tab on bottom
- Fits any Letterboard
- Available in White
- 145 characters/set

Model #	Size (W x H)	Weight
UV62305	1"	10 ozs.
UV62302	2"	10 ozs.
UV62304	3"	10 ozs.



Facebook - FB



Twitter - TW



YouTube - YT



@ Symbol -AT

Social Media Tabs

- Available in 1 1/2" x 1 1/2" or 3" x 3"
- Tabs fit any letterboard
- Installs in same manner as letters

Model #	Description	Weight
UVTAB1	1 1/2" Tab	2 oz.
UVTAB2	3" Tab	4 oz.

Letterboard Accessories

Black Helvetica Letter Sprue Sets

- Precision-molded, plastic letters
- Features single tab at bottom of characters
- Fits any letterboard
- 145 assorted letters, numbers and symbols



UV52303C

Model #	Size (W x H)	Weights
UV52303C	3/4"	3 lbs.
UV52305C	1"	10 ozs.
UV52302C	2"	10 ozs.



Precision-molded, plastic letters with single tab.



Letter Storage Boxes

- Store letters in one convenient location
- Model # UV2137 stores 1/2", 3/4", and 1" letters
- Model # UV2138 stores 2" and 3" letters



UV2138



UV2137

Model #	Size (W x H)	Weight
UV2137	15" x 11"	1 lb.
UV2138	18" x 24"	3 lbs.

"Image" Enclosed Letterboards

- Advertise a sale or jazz up a menu
- Radius corner, plastic frame
- Plastic letterboard interior
- Lockable door with a shatter-resistant acrylic window (two keys included)
- Frames available in Black, Grey, Putty, White, Light Blue and Burgundy
- See page 5-6 for color options


Case Dimensions:

- 2" depth

Model #	Size (W x H)	Viewable Area	Weight
UVTE1824BL	18" x 24"	16" x 22"	6 lbs.
UVTE2436BL	24" x 36"	22" x 34"	12 lbs.



UVTE1824BL

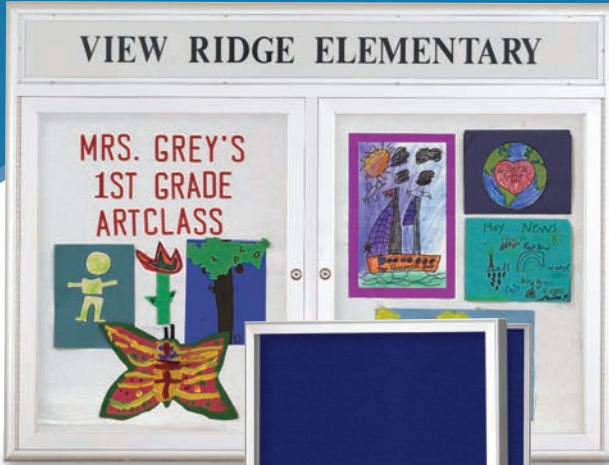


UVTE2436BL

Go to www.BestSignBoards.com and enter part #'s to view the box set assortments.

Enclosed Easy Tack Boards

with Radius Frame



UV7013EZ



UV7001EZRC

Radius Corners Available. Add "RC" to model #. Available only in a powdercoat finish.



UVRDS48EZ



Non-Residue and Non-Permanent adhesive surface

Radius Frame Enclosed Easy Tack Boards

High-quality boards with self-adhesive fabric allow important messages to be displayed without the use of damaging pins, tacks or tape. The durable Satin Anodized aluminum frame features a radius design with mitered corners. These indoor boards also come with an acrylic window in a locking door that swings open on a full-length piano hinge. Choose between standard or slim line frame designs.

- 2 keys included
- Powder-coated finish
- Six fabric colors available

Radius Frame Case Dimensions:

- 1" wide main frame
- 1 7/16" wide door frame
- 2" exterior depth, 5/8" interior depth

Slim Line Case Dimensions:

- 1 3/16" wide face frame
- 1 13/16" exterior depth

Indoor Enclosed Radius Frame

Model #	Size (W x H)	Viewable Area	Doors	Weight
UV7000EZ	18" x 24"	12 3/4" x 19"	1	16 lbs.
UV7001EZ	24" x 36"	18 3/4" x 31"	1	18 lbs.
UV7002EZ	36" x 36"	30 3/4" x 31"	1	25 lbs.
UV7003EZ	48" x 36"	19 1/4" x 31" (x2)	2	35 lbs.
UV7004EZ	60" x 36"	25 1/4" x 31" (x2)	2	40 lbs.
UV7005EZ	72" x 36"	19 1/2" x 31" (x3)	3	80 lbs.
UV7005-5EZ	72" x 48"	19 1/2" x 43" (x3)	3	88 lbs.
UV7006EZ	96" x 48"	27 1/2" x 43" (x3)	3	105 lbs.

Indoor Enclosed Radius Frame w/ Header

UV7010EZ	18" x 24"	12 3/4" x 12 1/2"	1	20 lbs.
UV7011EZ	24" x 36"	18 3/4" x 24 1/2"	1	22 lbs.
UV7012EZ	36" x 36"	30 3/4" x 24 1/2"	1	30 lbs.
UV7013EZ	48" x 36"	19 1/4" x 24 1/2" (x2)	2	39 lbs.
UV7014EZ	60" x 36"	25 1/4" x 24 1/2" (x2)	2	44 lbs.
UV7015EZ	72" x 36"	19 1/2" x 24 1/2" (x3)	3	84 lbs.
UV7015-5EZ	72" x 48"	19 1/2" x 36 1/2" (x3)	3	92 lbs.
UV7016EZ	96" x 48"	27 1/2" x 36 1/2" (x3)	3	109 lbs.
UV7002EZ-5	42" x 32"	16 1/4" x 27" (x2)	2	31 lbs.
UV7012EZ-5	42" x 32"	16 1/4" x 20 1/2" (x2)	2	31 lbs.

Radius Slim Line Enclosed

UVRDS23EZ	24" x 36"	21 1/2" x 33 1/2"	15 lbs.
UVRDS42EZ	42" x 32"	45 1/2" x 33 1/2"	21 lbs.
UVRDS48EZ	48" x 36"	39 1/2" x 29 1/2"	25 lbs.

UVMB800REVC Mounting Kit 1 lb.

Electro-Adhesive Board

This efficient electronic board holds paper and other display materials in place with a low energy source, eliminating the need for tacks, tape or any other type of mounting device that can damage boards. Simply install at least one 9V battery or an external 9V AC adapter to activate the board's static adhesive surface. The Electro-Adhesive board is ideal for classrooms, conference rooms, training centers and more.

- Batteries/power source not included
- Lightweight Anodized aluminum frame
- Includes hangers and mounting equipment
- Insert color: black

Case Dimensions

- 1" D




Model #	Size (W x H)	Viewable Area	Weight
UVJS3624	36" x 24"	34 1/2" x 22 1/2"	3 lbs.



Customize Any Board *Indicates standard option. No upcharge applies.




Aluminum Frame Colors (Upcharge)



Black Gold Bronze Satin* White




Frame Types (Upcharge)



Traditional Radius Radius/Radius Corner



Window (Upcharge)



Acrylic* Polycarbonate Tempered Glass

Enclosed Easy Tack Boards

with Traditional Frame

Indoor Enclosed Easy Tack Boards

Easily display important messages with this stylish Easy Tack Board. The Satin Anodized aluminum frame and self-adhesive fabric interior give this board its high-quality aesthetic appeal. Easy Tack fabric eliminates the need for damaging pins, tack and tape, keeping the board looking great for longer. Doors swing open on a full-length piano hinge and feature a durable acrylic window.

- Indoor use only
- 2 keys included

Case Dimensions

- 1" wide main frame
- 1 1/16" wide door frame
- 2" exterior depth, 5/8" interior depth

Indoor Enclosed Traditional Frame

Model #	Size (W x H)	Viewable Area	Doors	Weight
UV300EZ	18" x 24"	12 3/4" x 19"	1	16 lbs.
UV301EZ	24" x 36"	18 3/4" x 31"	1	18 lbs.
UV302EZ	36" x 36"	30 3/4" x 31"	1	25 lbs.
UV303EZ	48" x 36"	19 1/4" x 31" (x2)	2	35 lbs.
UV304EZ	60" x 36"	25 1/4" x 31" (x2)	2	40 lbs.
UV305EZ	72" x 36"	31 1/4" x 31" (x2)	2	50 lbs.
UV306EZ	72" x 36"	19 1/2" x 31" (x3)	3	55 lbs.
UV307EZ	72" x 48"	19 1/2" x 43" (x3)	3	60 lbs.
UV308EZ	96" x 48"	27 1/2" x 43" (x3)	3	80 lbs.

Indoor Enclosed Traditional Frame w/ Header

UV330EZ	24" x 36"	18 3/4" x 24 1/2"	1	20 lbs.
UV331EZ	48" x 36"	19 1/4" x 24 1/2" (x2)	2	34 lbs.
UV332EZ	60" x 36"	25 1/4" x 24 1/2" (x2)	2	41 lbs.
UV302EZ-5	42" x 32"	16 1/4" x 27" (x2)	2	31 lbs.
UV330EZ-5	42" x 32"	19 1/4" x 24 1/2" (x2)	2	31 lbs.
UV333EZ	72" x 36"	19 1/2" x 24 1/2" (x3)	3	48 lbs.
UV334EZ	72" x 48"	19 1/2" x 36 1/2" (x3)	3	64 lbs.
UV335EZ	96" x 48"	27 1/2" x 36 1/2" (x3)	3	79 lbs.
UVCLOGO	Custom Logo	-	-	-

UVMB800REVC	Mounting Kit	1 lb.
-------------	--------------	-------



UV301EZ



No Tabs on Letters Needed!

Use Easy Tack Boards as an alternative Directory Board.



Holds anything lightweight!

"Image" Enclosed Easy Tack Boards

- Economical alternative to aluminum or wood units
- Self-adhesive fabric interior
- Sleek, plastic radius frame
- Lockable door with a shatter-resistant acrylic window
- (two keys included)
- For indoor use only

Case Dimensions:

- 2" depth

Model #	Size (W x H)	Viewable Area	Weight
UVTE1824EZ	18" x 24"	16" x 22"	6 lbs.
UVTE2436EZ	24" x 36"	22" x 34"	12 lbs.



UVTE1824EZ



UVTE2436EZ



Easy Tack Fabric



Enclosed Easy Tack Boards

with Wood Frame



UV100HDEZ
with Blue Easy Tack



UV101EZ

Wood Enclosed Easy Tack Boards

- Attractive stained hardwood frame
- Self-adhesive fabric interior
- Doors feature sturdy hinges and a solid disc tumbler lock (two keys included)
- Clear acrylic shatter-resistant window
- For indoor use only

Case Dimensions:

- 3/4" wide master frame
- 1 1/2" wide door frame
- 2" exterior depth.

Wood Frame Tackboards

Model #	Size (W x H)	Viewable Area	Doors	Weight
UV100EZ	18" x 24"	16 1/2" X 22 1/2"	1	10 lbs.
UV101EZ	24" x 36"	21 1/2" x 34 1/2"	1	15 lbs.
UV102EZ	36" x 36"	34 1/2" x 34 1/2"	1	22 lbs.
UV103EZ	48" x 36"	45" x 34 1/2" (x2)	2	40 lbs.
UV104EZ	60" x 36"	57" x 34 1/2" (x2)	2	50 lbs.
UV107EZ	72" x 36"	69" x 34 1/2" (x2)	2	40 lbs.
UV105EZ	72" x 36"	67 1/2" x 34 1/2" (x3)	3	62 lbs.
UV108EZ	72" x 48"	67 1/2" x 46 1/2" (x3)	3	75 lbs.
UV106EZ	96" x 48"	91 1/2" x 46 1/2" (x3)	3	68 lbs.

Wood Frame Tackboards w/ Header

UV100HDEZ	18" x 24"	14 3/8" x 15 1/8"	1	10 lbs.
UV101HDEZ	24" x 36"	20 3/8" x 27 1/8"	1	15 lbs.
UV102HDEZ	36" x 36"	32 3/8" x 27 1/8"	1	22 lbs.
UV103HDEZ	48" x 36"	20 3/4" x 27 1/8" (x2)	2	28 lbs.
UV104HDEZ	60" x 36"	26 3/4" x 27 1/8" (x2)	2	34 lbs.
UV105HDEZ	72" x 36"	20 3/4" x 27 1/8" (x2)	2	40 lbs.
UV106HDEZ	72" x 36"	20 3/4" x 39 1/8" (x3)	3	42 lbs.



UV103HDEZ
with Marble Easy Tack



UV105EZ




UV102WEZ
Walnut frame with Grey Easy Tack

Customize Any Board

*Indicates standard option. No upcharge applies.



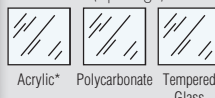
Wood Frame Colors



Walnut Light Oak Cherry



Window (Upcharge)



Acrylic* Polycarbonate Tempered Glass



Easy Tack Fabric



Blue Black Grey Marble White Green

Enclosed Easy Tack Boards

with Sliding Doors

Sliding Glass Easy Tack Boards

- 'No pin' self-adhesive fabric interior
- Satin Anodized aluminum frame
- Sliding doors do not swing open
- Provide a large area without an obstructed view
- Doors secured by a ratchet lock (two keys included/ assembly required)
- For indoor use only

Case Dimensions:

- 1 $\frac{7}{16}$ " wide door frame
- 3 $\frac{1}{8}$ " exterior depth, 1 $\frac{5}{8}$ " interior depth



For heavier display items, the board accommodates pins, tacks, etc.



UV9010AEZ

Model #	Size (W x H)	Viewable Area	Weight
UV9001AEZ	48" x 36"	45" x 33"	60 lbs.
UV9002AEZ	60" x 36"	57" x 33"	75 lbs.
UV9003AEZ	72" x 36"	69" x 33"	85 lbs.
UV9010AEZ	72" x 48"	69" x 45"	100 lbs.
UV9011AEZ	96" x 48"	93" x 45"	125 lbs.
UVMB800REVC	Mounting Kit		1 lb.

Wood Sliding Glass Easy Tack Boards

- Announce important messages
- Handsome stained solid hardwood with Silver trim
- Sliding tempered glass doors with ratchet lock (two keys included)
- Self-adhesive fabric interior
- For indoor use only

Case Dimensions:

- 3 $\frac{3}{4}$ " face frame
- 4" exterior depth


Model #	Size (W x H)	Viewable Area	Weight
UV9001O EZ	48" x 36"	46 $\frac{1}{2}$ " x 34 $\frac{1}{2}$ "	60 lbs.
UV9002O EZ	60" x 36"	58 $\frac{1}{2}$ " x 34 $\frac{1}{2}$ "	75 lbs.
UV9003O EZ	72" x 36"	70 $\frac{1}{2}$ " x 34 $\frac{1}{2}$ "	90 lbs.
UV9010O EZ	72" x 48"	70 $\frac{1}{2}$ " x 46 $\frac{1}{2}$ "	105 lbs.
UV9011O EZ	96" x 48"	96 $\frac{1}{2}$ " x 46 $\frac{1}{2}$ "	120 lbs.



UV9002O EZ



Wood Frame Colors




Walnut

Light Oak

Cherry



Easy Tack Fabric



Blue

Black

Grey

Marble

White

Green

Enclosed Wet/Dry Erase Boards

with Wood Frame



UV850D



UV101EZ

Wood Enclosed Dry/Wet Erase Boards

- Attractive stained hardwood frame
- Melamine interior
- Doors feature sturdy hinges and a solid disc tumbler lock (two keys included)
- Clear acrylic shatter-resistant window
- For indoor use only
- Must use wet erase markers with Black Melamine or Porcelain on steel
- Black Porcelain on steel requires a cleaner

Case Dimensions:

- ¾" wide master frame
- 1½" wide door frame
- 2" exterior depth.



UV853D

Wood Frame Tackboards

Model #	Size (W x H)	Viewable Area	Doors	Weight
UV850D	18" x 24"	16 ½" X 22 ½"	1	10 lbs.
UV851D	24" x 36"	21 ½" x 34 ½"	1	15 lbs.
UV852D	36" x 36"	34 ½" x 34 ½"	1	22 lbs.
UV853D	48" x 36"	45" x 34 ½" (x2)	2	40 lbs.
UV854D	60" x 36"	57" x 34 ½" (x2)	2	50 lbs.
UV855D	72" x 36"	69" x 34 ½" (x2)	2	40 lbs.
UV856D	72" x 48"	67 ½" x 46 ½" (x3)	3	75 lbs.
UV857D	96" x 48"	91 ½" x 46 ½" (x3)	3	68 lbs.

Wood Frame Tackboards w/ Header

UV850DH	18" x 24"	14 ¾" x 15 ½"	1	10 lbs.
UV851DH	24" x 36"	20 ¾" x 27 ½"	1	15 lbs.
UV852DH	36" x 36"	32 ¾" x 27 ½"	1	22 lbs.
UV853DH	48" x 36"	20 ¾" x 27 ½" (x2)	2	28 lbs.
UV854DH	60" x 36"	26 ¾" x 27 ½" (x2)	2	34 lbs.
UV855DH	72" x 36"	20 ¾" x 27 ½" (x2)	2	40 lbs.
UV856DH	72" x 36"	20 ¾" x 39 ½" (x3)	3	42 lbs.



UV855D



UV852D


Walnut frame with Black Dry Erase

Customize Any Board

*Indicates standard option. No upcharge applies.



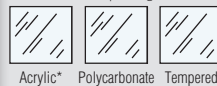
Wood Frame Colors



Walnut Light Oak Cherry




Window (Upcharge)



Acrylic* Polycarbonate Tempered Glass



Dry Erase Options (Upcharge)



White Porcelain on Steel* White Melamine Black Porcelain on Steel Black Melamine

Enclosed Wet/Dry Erase Boards


with Sliding Doors

Sliding Glass Dry/Wet Erase Boards

- Melamine interior
- Satin Anodized aluminum frame
- Sliding doors do not swing open
- Provide a large area without an obstructed view
- Doors secured by a ratchet lock (two keys included/ assembly required)
- For indoor use only

Case Dimensions:

- 1 $\frac{1}{16}$ " wide door frame
- 3 $\frac{1}{8}$ " exterior depth, 1 $\frac{1}{2}$ " interior depth



UV9010DSC

Model #	Size (W x H)	Viewable Area	Weight
UV9001DSC	48" x 36"	45" x 33"	60 lbs.
UV9002DSC	60" x 36"	57" x 33"	75 lbs.
UV9003DSC	72" x 36"	69" x 33"	85 lbs.
UV9010DSC	72" x 48"	69" x 45"	100 lbs.
UV9011DSC	96" x 48"	93" x 45"	125 lbs.
UVMB800REVC	Mounting Kit		1 lb.

Wood Sliding Glass Dry/Wet Erase Boards

- Announce important messages
- Handsome stained solid hardwood with Silver trim
- Sliding tempered glass doors with ratchet lock (two keys included)
- Melamine interior
- For indoor use only

Case Dimensions:

- 3 $\frac{3}{4}$ " face frame
- 4" exterior depth




UV9002ODSC

Model #	Size (W x H)	Viewable Area	Weight
UV9001ODSC	48" x 36"	46 $\frac{1}{2}$ " x 34 $\frac{1}{2}$ "	60 lbs.
UV9002ODSC	60" x 36"	58 $\frac{1}{2}$ " x 34 $\frac{1}{2}$ "	75 lbs.
UV9003ODSC	72" x 36"	70 $\frac{1}{2}$ " x 34 $\frac{1}{2}$ "	90 lbs.
UV9010ODSC	72" x 48"	70 $\frac{1}{2}$ " x 46 $\frac{1}{2}$ "	105 lbs.
UV9011ODSC	96" x 48"	96 $\frac{1}{2}$ " x 46 $\frac{1}{2}$ "	120 lbs.



Wood Frame Colors



Walnut

Light Oak

Cherry



Dry Erase Options (Upcharge)



White Porcelain on Steel*

White Melamine

Black Porcelain on Steel

Black Melamine

Indoor Enclosed Dry/Wet Erase Boards

with Traditional Frame, Radius Frame, Radius Corners



UV850

Indoor Enclosed Magnetic Dry/Wet Erase Boards

Locking Dry Erase Boards provide confidence that messages will not be tampered with. Boards are available with four substrates – choose from white dry erase or black dry erase, both available in magnetic and nonmagnetic options. Frame options also include a traditional style, radius edged style or radius edges with radius corners. Magnetic porcelain on steel boards can easily be turned into locking directories. White Porcelain on Steel boards work with both dry erase and wet erase markers, or can be used with magnetic strips to create a directory. Black Porcelain on Steel boards work with wet erase markers, chalk markers or magnetic strips.

- Porcelain on steel magnetic or melamine nonmagnetic surface
- Satin Anodized Aluminum frame
- Locking (2 keys included)
- Protective acrylic window

Case Dimensions:


- 1" wide main frame
- 1 7/16" wide door frame
- 2" exterior depth
- 5/8" interior depth



Traditional Frame



Radius Frame



Radius Frame and Corners



UV869RC

New Radius Corners Available. Add "RC" to model #. Available only in a powdercoat finish.




UV855

Customize Any Board *Indicates standard option. No upcharge applies.



Aluminum Frame Colors (Upcharge)




Black Gold Bronze Satin* White




Dry Erase Options (Upcharge)



White Porcelain on Steel* White Melamine Black Porcelain on Steel Black Melamine



Window (Upcharge)



Acrylic* Polycarbonate Tempered Glass

Indoor Enclosed Dry/Wet Erase Boards

with Traditional Frame, Radius Frame, Radius Corners

Single Door

Single Door - Traditional Frame

Model #	Size (W x H)	Viewable Area	Doors	Weight
UV850	18" x 24"	12 ³ / ₄ " x 19"	1	16 lbs.
UV851	24" x 36"	18 ³ / ₄ " x 31"	1	18 lbs.
UV852	36" x 36"	30 ³ / ₄ " x 31"	1	25 lbs.

Single Door w/ Header - Traditional Frame

UV858	18" x 24"	12 ³ / ₄ " x 12 ¹ / ₂ "	1	20 lbs.
UV859	24" x 36"	18 ³ / ₄ " x 24 ¹ / ₂ "	1	22 lbs.
UV860	36" x 36"	30 ³ / ₄ " x 24 ¹ / ₂ "	1	30 lbs.

Single Door - Radius Frame

UV866	18" x 24"	12 ³ / ₄ " x 19"	1	16 lbs.
UV867	24" x 36"	18 ³ / ₄ " x 31"	1	18 lbs.
UV868	36" x 36"	30 ³ / ₄ " x 31"	1	25 lbs.

Single Door w/ Header - Radius Frame

UV874	18" x 24"	12 ³ / ₄ " x 12 ¹ / ₂ "	1	20 lbs.
UV875	24" x 36"	18 ³ / ₄ " x 24 ¹ / ₂ "	1	22 lbs.
UV876	36" x 36"	30 ³ / ₄ " x 24 ¹ / ₂ "	1	30 lbs.

Double Door

Double Door - Traditional Frame

Model #	Size (W x H)	Viewable Area	Doors	Weight
UV852-5	42" x 32"	16 ¹ / ₄ " x 27" (x2)	2	31 lbs.
UV853	48" x 36"	19 ¹ / ₄ " x 31" (x2)	2	35 lbs.
UV854	60" x 36"	25 ¹ / ₄ " x 31" (x2)	2	40 lbs.

Double Door - Traditional Frame w/ Header

UV860-5	42" x 32"	16 ¹ / ₄ " x 30" (x2)	2	36 lbs.
UV861	48" x 36"	19 ¹ / ₄ " x 24 ¹ / ₂ " (x2)	2	39 lbs.
UV862	60" x 36"	25 ¹ / ₄ " x 24 ¹ / ₂ " (x2)	2	44 lbs.

Double Door - Radius Frame

UV868-5	42" x 32"	16 ¹ / ₄ " x 27" (x2)	2	36 lbs.
UV869	48" x 36"	19 ¹ / ₄ " x 31" (x2)	2	35 lbs.
UV870	60" x 36"	25 ¹ / ₄ " x 31" (x2)	2	40 lbs.

Double Door - Radius Frame w/ Header

UV876-5	42" x 32"	16 ¹ / ₄ " x 27" (x2)	2	36 lbs.
UV877	48" x 36"	19 ¹ / ₄ " x 24 ¹ / ₂ " (x2)	2	39 lbs.
UV878	60" x 36"	25 ¹ / ₄ " x 24 ¹ / ₂ " (x2)	2	44 lbs.

Triple Door

Triple Door - Traditional Frame

Model #	Size (W x H)	Viewable Area	Doors	Weight
UV855	72" x 36"	19 ¹ / ₂ " x 31" (x3)	3	80 lbs.
UV856	72" x 48"	19 ¹ / ₂ " x 43" (x3)	3	88 lbs.
UV857	96" x 48"	27 ¹ / ₂ " x 43" (x3)	3	105 lbs.

Triple Door - Traditional Frame w/ Header

UV863	72" x 36"	19 ¹ / ₂ " x 24 ¹ / ₂ " (x3)	3	84 lbs.
UV864	72" x 48"	19 ¹ / ₂ " x 36 ¹ / ₂ " (x3)	3	92 lbs.
UV865	96" x 48"	27 ¹ / ₂ " x 36 ¹ / ₂ " (x3)	3	109 lbs.

Triple Door - Radius Frame

UV871	72" x 36"	19 ¹ / ₂ " x 31" (x3)	3	80 lbs.
UV872	72" x 48"	19 ¹ / ₂ " x 43" (x3)	3	88 lbs.
UV873	96" x 48"	27 ¹ / ₂ " x 43" (x3)	3	105 lbs.

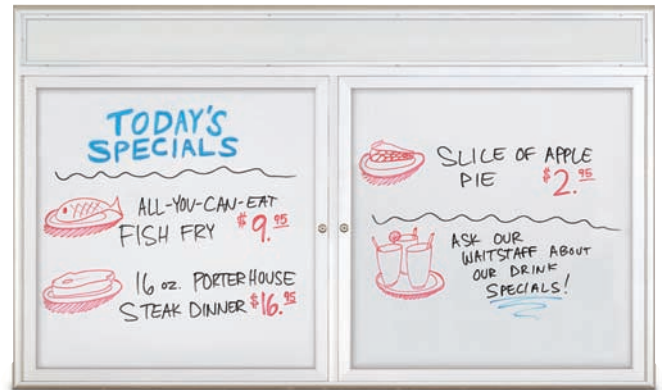
Triple Door - Radius Frame w/ Header

UV879	72" x 36"	19 ¹ / ₂ " x 24 ¹ / ₂ " (x3)	3	84 lbs.
UV880	72" x 48"	19 ¹ / ₂ " x 36 ¹ / ₂ " (x3)	3	92 lbs.
UV881	96" x 48"	27 ¹ / ₂ " x 36 ¹ / ₂ " (x3)	3	109 lbs.

UVMB800REVC	Mounting Kit	1 lb.
-------------	--------------	-------



UV860



UV878




UV865

With optional Black Porcelain on Steel Wet Erase insert.



Aluminum Frame Colors (Upcharge)



Black Gold Bronze Satin* White




Dry Erase Options (Upcharge)



White Porcelain on Steel* White Melamine Black Porcelain on Steel Black Melamine



Window (Upcharge)



Acrylic* Polycarbonate Tempered Glass

Outdoor Enclosed Dry/Wet Erase Boards

with Traditional and Radius Frames



UV850W

Outdoor Enclosed Dry/Wet Erase Boards

Locking Dry Erase Boards provide confidence that messages will not be tampered with. Boards are available with four substrates – choose from white dry erase or black dry erase, both available in magnetic and nonmagnetic options. Frame options also include a traditional style, radius edged style or radius edges with radius corners. Magnetic porcelain on steel boards can easily be turned into locking directories. White Porcelain on Steel boards work with both dry erase and wet erase markers, or can be used with magnetic strips to create a directory. Black Porcelain on Steel boards work with wet erase markers, chalk markers or magnetic strips.

- Porcelain on steel magnetic or melamine nonmagnetic surface
- Satin Anodized Aluminum frame
- Locking (2 keys included)
- Protective acrylic window
- Magnetic Porcelain on Steel surface functions as a directory



UVMB800REVC
Optional Mounting
Hardware Kit

Case Dimensions:

- 1" wide main frame
- 1 7/16" wide door frame
- 2" exterior depth
- 5/8" interior depth

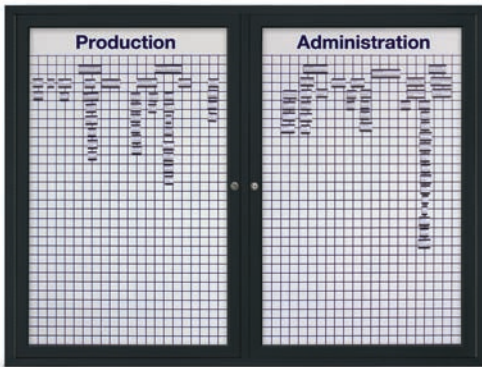
Ask About



OUTDOOR PLUS

3" Profile / Gasketed Window / Weather Seal
Door / Sealed Miters / Drain Holes

*Magnetic Dry Erase Boards are ideal
for menus, notices and postings
where security is key!*



UV853W

Screened Surface and magnetic tags are used to create this Human Resources Board.



UV855W




UV851W

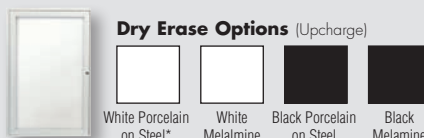

Magnetic Porcelain on Steel Surface is utilized to create a lockable directory.

Customize Any Board

*Indicates standard option. No upcharge applies.



Aluminum Frame Colors (Upcharge)



Dry Erase Options (Upcharge)



Outdoor Enclosed Dry/Wet Erase Boards

with Traditional and Radius Frames

Single Door

Single Door

Model #	Size (W x H)	Viewable Area	Doors	Weight
UV850W	18" x 24"	12 3/4" x 19"	1	17 lbs.
UV851W	24" x 36"	18 3/4" x 31"	1	20 lbs.
UV852W	36" x 36"	30 3/4" x 31"	1	28 lbs.

Single Door w/ Header

UV858W	18" x 24"	12 3/4" x 22"	1	20 lbs.
UV859W	24" x 36"	18 3/4" x 33"	1	24 lbs.
UV860W	36" x 36"	30 3/4" x 33"	1	30 lbs.

Double Door

Double Door

Model #	Size (W x H)	Viewable Area	Doors	Weight
UV852-5W	42" x 32"	16 1/4" x 27" (x2)	2	33 lbs.
UV853W	48" x 36"	19 1/4" x 31" (x2)	2	37 lbs.
UV854W	60" x 36"	25 1/4" x 31" (x2)	2	46 lbs.

Double Door w/ Header

UV860-5W	42" x 32"	16 1/4" x 30" (x2)	2	36 lbs.
UV861W	48" x 36"	19 1/4" x 34" (x2)	2	40 lbs.
UV862W	60" x 36"	25 1/4" x 34" (x2)	2	48 lbs.

Triple Door

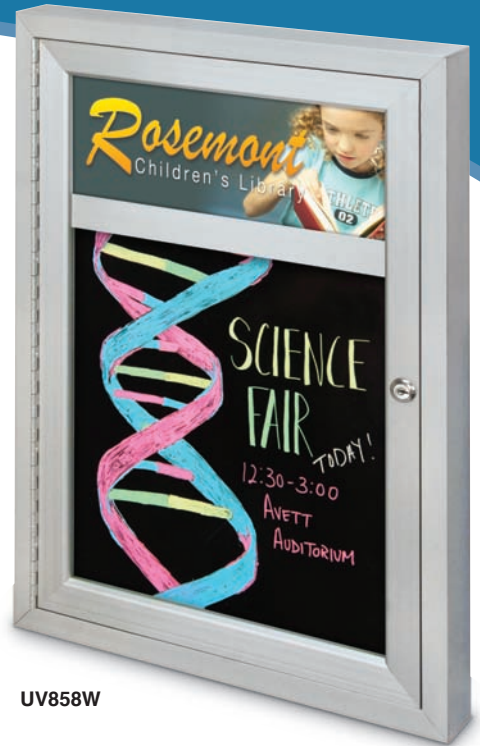
Triple Door

Model #	Size (W x H)	Viewable Area	Doors	Weight
UV855W	72" x 36"	19 1/2" x 31" (x3)	3	58 lbs.
UV856W	72" x 48"	19 1/2" x 42" (x3)	3	79 lbs.
UV857W	96" x 48"	33 3/4" x 47" (x3)	3	105 lbs.

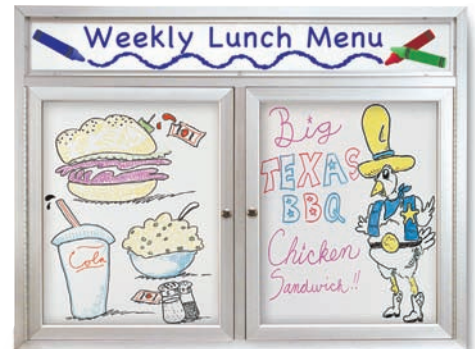
Triple Door w/ Header

UV863W	72" x 36"	19 1/2" x 34" (x3)	3	58 lbs.
UV864W	72" x 48"	19 1/2" x 45" (x3)	3	77 lbs.
UV865W	96" x 48"	33 3/4" x 45" (x3)	3	102 lbs.
UVCLOGO	Custom Logo	-	-	-

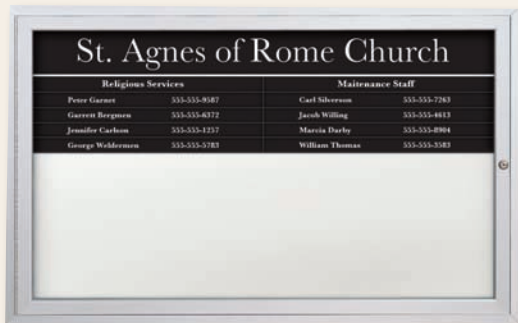
UVMB800REVC	Mounting Kit	1 lb.
-------------	--------------	-------



UV858W



UV862W




Custom size Magnetic Directory on a Porcelain on Steel surface.



UV863W



Aluminum Frame Colors (Upcharge)



Black Gold Bronze Satin* White



Dry Erase Options (Upcharge)



White Porcelain on Steel* White Melamine Black Porcelain on Steel Black Melamine

Enclosed Magnetic Directory Boards

with Wood Frame



UV100WDIR
Single Door Directory with custom magnetic/engraved name strips.

Enclosed Wood Frame Magnetic Directories

Hardwood Magnetic Directories are available in three attractive finishes to match your décor. Porcelain on Steel boards are available in black or white color options. Add magnetic engraved namestrips to make these directories functional.

- Solid hardwood frame
- Clear protective acrylic window
- Door feature sturdy hinges and a solid disc tumbler lock (2 keys included)
- For indoor use only

★ LED Illumination available – can be used in 2" exterior depth cases

Case Dimensions:

- ¾" wide master frame
- 1½" wide door frame
- 2" exterior depth
- 4" exterior depth for illuminated wood directories with fluorescent light fixtures



UV104WDIR
Double Door



UV105WDIR Triple Door



Walnut Finish




Cherry Finish

Customize Any Board *Indicates standard option. No upcharge applies.



Wood Frame Colors



Walnut Light Oak Cherry




Dry Erase Options (Upcharge)



White Porcelain on Steel* White Melamine Black Porcelain on Steel Black Melamine



Window (Upcharge)



Acrylic* Polycarbonate Tempered Glass

Enclosed Magnetic Directory Boards

with Wood Frame

Single Door

Single Door

Model #	Size (W x H)	Viewable Area	Doors	Weight
UV100WDIR	18" x 24"	14 ³ / ₈ " x 20 ³ / ₈ "	1	10 lbs.
UV101WDIR	24" x 36"	20 ³ / ₈ " x 32 ³ / ₈ "	1	15 lbs.
UV102WDIR	36" x 36"	32 ³ / ₈ " x 32 ³ / ₈ "	1	22 lbs.

Single Door w/ Header

UV100HDIR	18" x 24"	14 ³ / ₈ " x 15 ¹ / ₈ "	1	15 lbs.
UV101HDIR	24" x 36"	20 ³ / ₈ " x 27 ¹ / ₈ "	1	20 lbs.
UV102HDIR	36" x 36"	32 ³ / ₈ " x 32 ³ / ₈ "	1	28 lbs.

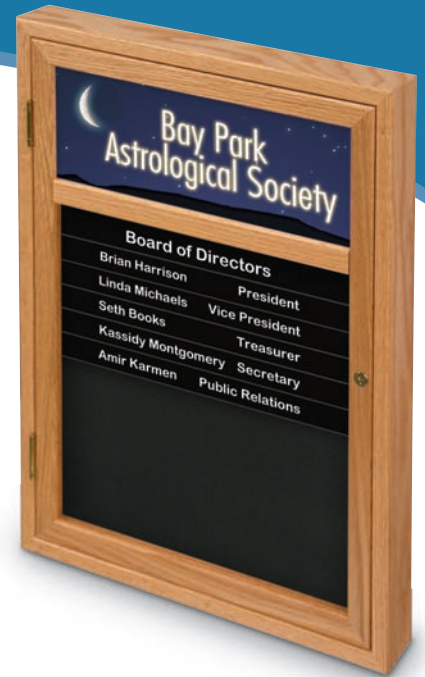
Single Door Illuminated

UV100WIDIR	18" x 24"	14 ³ / ₈ " x 20 ³ / ₈ "	1	15 lbs.
UV101WIDIR	24" x 36"	20 ³ / ₈ " x 32 ³ / ₈ "	1	20 lbs.
UV102WIDIR	36" x 36"	32 ³ / ₈ " x 32 ³ / ₈ "	1	27 lbs.

Single Door Illuminated w/ Header

UV108WHDIR	18" x 24"	14 ³ / ₈ " x 15 ¹ / ₈ "	1	20 lbs.
UV109WHDIR	24" x 36"	20 ³ / ₈ " x 27 ¹ / ₈ "	1	25 lbs.
UV110WHDIR	36" x 36"	32 ³ / ₈ " x 27 ¹ / ₈ "	1	33 lbs.

UV100WHDIR
Single Door
with Illuminated
Header



Double Door

Double Door

Model #	Size (W x H)	Viewable Area	Doors	Weight
UV102W5DIR	42" x 32"	17 ³ / ₄ " x 28 ³ / ₈ "	2	26 lbs.
UV103WDIR	48" x 36"	20 ³ / ₄ " x 32 ³ / ₈ "	2	28 lbs.
UV104WDIR	60" x 36"	26 ³ / ₄ " x 32 ³ / ₈ "	2	34 lbs.

Double Door w/ Header

UV102HD5DIR	42" x 32"	17 ³ / ₄ " x 26 ¹ / ₈ " (x2)	2	34 lbs.
UV103HDIR	48" x 36"	20 ³ / ₄ " x 27 ¹ / ₈ " (x2)	2	37 lbs.
UV104HDIR	60" x 36"	26 ³ / ₄ " x 27 ¹ / ₈ " (x2)	2	40 lbs.

Double Door Illuminated

UV103WIDIR	48" x 36"	20 ³ / ₄ " x 32 ³ / ₈ " (x2)	2	33 lbs.
UV104WIDIR	60" x 36"	26 ³ / ₄ " x 32 ³ / ₈ " (x2)	2	39 lbs.
UV107WIDIR	72" x 36"	32 ³ / ₄ " x 32 ³ / ₈ " (x2)	2	45 lbs.

Double Door Illuminated w/ Header

UV111HDIR	48" x 36"	20 ³ / ₄ " x 27 ¹ / ₈ " (x2)	2	42 lbs.
UV112HDIR	60" x 36"	26 ³ / ₄ " x 27 ¹ / ₈ " (x2)	2	45 lbs.

UV103HDIR
Double Door
with Header



Triple Door

Triple Door

Model #	Size (W x H)	Viewable Area	Doors	Weight
UV105WDIR	72" x 36"	20 ³ / ₄ " x 32 ³ / ₈ " (x3)	3	47 lbs.
UV108WDIR	72" x 48"	20 ³ / ₄ " x 44 ³ / ₈ " (x3)	3	60 lbs.
UV106WDIR	96" x 48"	28 ³ / ₄ " x 44 ³ / ₈ " (x3)	3	73 lbs.

Triple Door w/ Header

UV105HDIR	72" x 36"	20 ³ / ₄ " x 27 ¹ / ₈ " (x3)	3	50 lbs.
UV106HDIR	72" x 48"	20 ³ / ₄ " x 39 ¹ / ₈ " (x3)	3	80 lbs.

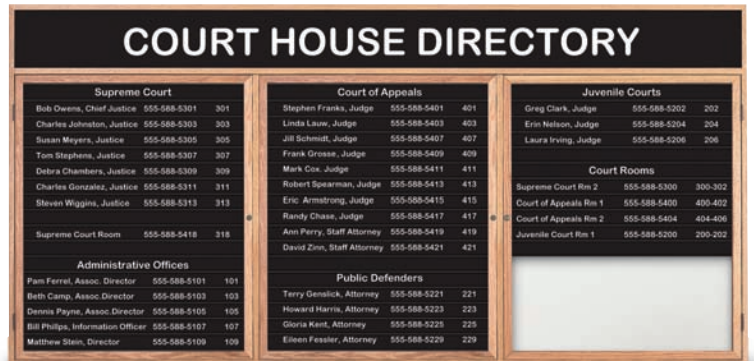
Triple Door Illuminated

UV105WIDIR	72" x 36"	20 ³ / ₄ " x 32 ³ / ₈ " (x3)	3	47 lbs.
UV108WIDIR	72" x 48"	20 ³ / ₄ " x 44 ³ / ₈ " (x3)	3	60 lbs.
UV106WIDIR	96" x 48"	28 ³ / ₄ " x 44 ³ / ₈ " (x3)	3	73 lbs.

Triple Door Illuminated w/ Header

UV113HDIR	72" x 36"	20 ³ / ₄ " x 27 ¹ / ₈ " (x3)	3	55 lbs.
UV114HDIR	72" x 48"	20 ³ / ₄ " x 39 ¹ / ₈ " (x3)	3	85 lbs.


COURT HOUSE DIRECTORY



UV105HDIR Triple Door with Non Illuminated Header




Wood Frame Colors



Walnut Light Oak Cherry



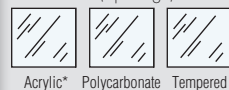
Dry Erase Options (Upcharge)



White Porcelain on Steel* White Melamine Black Porcelain on Steel Black Melamine



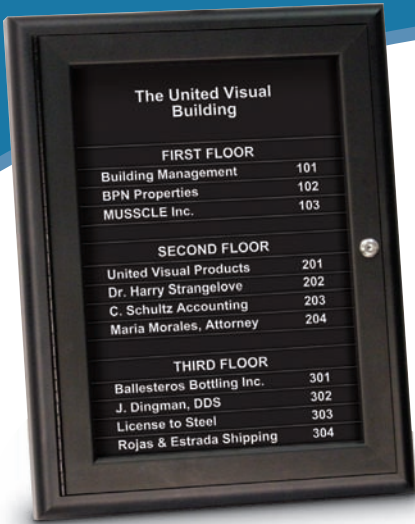
Window (Upcharge)



Acrylic* Polycarbonate Tempered Glass

Enclosed Directory Boards

Magnetic Directories



UV10005



Magnetic Strip Directory Board

- Great for office or apartment lobbies and entrances
- Blank namestrips included
- Contemporary radius-edges aluminum frame
- Recessed acrylic door on a full length piano hinge
- Please specify frame and namestrip colors when ordering
- Single door units
- Each board includes one 3" header

Case Dimensions:

- 1" wide main frame
- 1⁷/₁₆" wide door frame
- 2" exterior depth

Standard Name Strip Colors



Black Dark Blue

Call for Other Color Options

Model #	Size (W x H)	Viewable Area	Weight
UV10005	18" x 24"	12 ³ / ₄ " x 19"	14 lbs.
UV10006	36" x 24"	30 ³ / ₄ " x 19"	29 lbs.



UVNDG50

Slim Style Directories (GD Type)

- Slim style Satin Anodized aluminum frame
- Lockable door with an acrylic window
- Integral header panel with your choice of lettering included
- Strip capacity based on 7"W namestrips
- Namestrips are included
- For indoor use only

Case Dimensions:

- 5" header
- 1¹/₂" depth

Model #	Size (W x H)	Viewable Area	Weight
UVNDG50	16 ¹ / ₂ " x 20 ¹ / ₂ "	14" x 18"	15 lbs.
UVNDG100	16 ¹ / ₂ " x 33"	14" x 31"	19 lbs.
UVNDG150	24 ¹ / ₈ " x 33"	21 ⁵ / ₈ " x 30 ¹ / ₂ "	24 lbs.
UVNDG200	31 ³ / ₄ " x 33"	29 ¹ / ₄ " x 30 ¹ / ₂ "	29 lbs.

CARRIE SWANSON

103

UVNB71

1/2"

Namestrips

- Customize directories with readable namestrips
- Blank namestrips are available in three widths for tenant directories
- Please contact your local engraver to engrave these strips
- Custom lengths and widths available

Model #	Size (W x H)	Weight
UVNB71	7" x 1 ¹ / ₂ "	1 oz.
UVNB72	7" x 3 ³ / ₄ "	1 oz.
UVNB73	7" x 1"	1 oz.

* Magnetic Headers and Engravable Vinyl Magnets Now Available

Customize Any Board

*Indicates standard option. No upcharge applies.



Aluminum Frame Colors (Upcharge)



Black Gold Bronze Satin* White



Window (Upcharge)



Acrylic* Polycarbonate Tempered Glass

Enclosed Directory Boards

Nonmagnetic Directories

Traditional Frame Directories (AD Type)

- Great for office or apartment lobbies and entrances
- Satin Anodized aluminum frame
- Recessed acrylic door on a full length piano hinge
- Header panel with your choice of lettering included
- Strip capacity based on 7"W namestrips
- Blank namestrips included
- For indoor use only
- Strips slide into track on board surface

Case Dimensions:

- 5" header
- 2" depth



Model #	Size (W x H)	Viewable Area	Weight
UVNDAD50	19" x 22 1/2"	13 3/4" x 17 1/2"	25 lbs.
UVNDAD100	19" x 34"	13 3/4" x 29"	31 lbs.
UVNDAD150	27" x 34"	21 3/4" x 29"	33 lbs.
UVNDAD200	33" x 34"	27 3/4" x 29"	38 lbs.
UVNDAD250	41" x 34"	35 3/4" x 29"	45 lbs.
UVNDAD300	47" x 34"	41 3/4" x 29"	53 lbs.



UVNDAD50



UVNDAD150

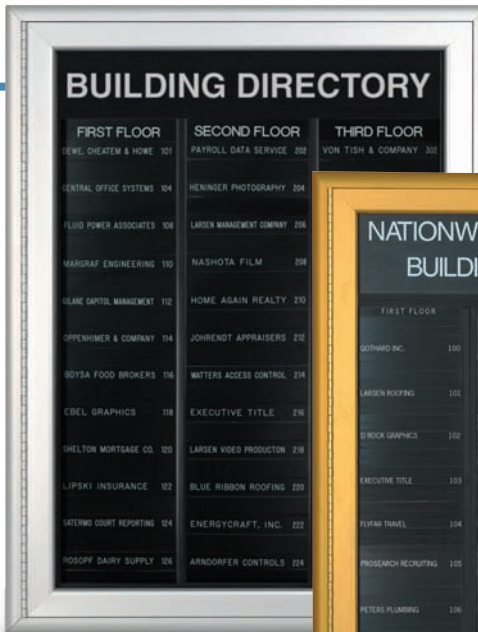
Radius Frame Directories

- Ideal for apartment/office lobbies and entrances
- Radius Satin Anodized frame
- Recessed acrylic door on a full-length piano hinge
- Features a header panel with your choice of lettering
- Strip capacity based on 7"W namestrips
- Blank namestrips included
- For indoor use only
- Strips slide into track on board surface
- For additional directories, see our Corporate Series on page 117-118

Case Dimensions:

- 5" header
- 2" depth

Model #	Size (W x H)	Viewable Area	Weight
UVNDADR50	19" x 22 1/2"	13 3/4" x 17 1/2"	25 lbs.
UVNDADR100	19" x 34"	13 3/4" x 29"	31 lbs.
UVNDADR150	27" x 34"	21 3/4" x 29"	33 lbs.
UVNDADR200	33" x 34"	27 3/4" x 29"	38 lbs.
UVNDADR250	41" x 34"	35 3/4" x 29"	45 lbs.
UVNDADR300	47" x 34"	41 3/4" x 29"	53 lbs.



UVNDADR150




UVNDADR150-Gold

Customize Any Board


*Indicates standard option. No upcharge applies.



Aluminum Frame Colors (Upcharge)



Window (Upcharge)



Enclosed Combo Boards



UV31011

3-In-1 Combo Boards

- Three-in-one board offers the most versatility
- Features magnetic dry erase surface, corkboard, and letterboard all in one board
- Dry Erase and Letterboard insert easily slides into frame's extrusion
- Black felt letterboard is standard
- Choose either Satin Anodized aluminum frame or a stained wood frame
- Lockable door on full-length piano hinge (two keys included)
- Acrylic window
- ¾" Helvetica letter and number set included

Case Dimensions:

- 1" wide main frame
- 1 7/16" wide door frame
- 2" exterior depth, 5/8" interior depth

Dry Erase on Other Side of Panel




UV31031

Wood Frame with Corkboard Insert



UV31021

Radius Frame with Letterboard Insert



Board is easy to change!




Insert features dry erase on one side and letterboard on the other.

Model #	Size (W x H)	Viewable Area	Weight
UV31011	24" x 36"	18 3/4" x 31"	16 lbs.
UV31021	24" x 36"	18 3/4" x 31"	16 lbs.
UV31031	24" x 36"	18 3/4" x 31"	15 lbs.
UVMB800REVC	Mounting Kit	-	1 lb.


Customize Any Board *Indicates standard option. No upcharge applies.




Aluminum Frame Colors (Upcharge)



Cork Types (Upcharge)



Window (Upcharge)



Fabric Colors



Enclosed Combo Boards

Indoor Enclosed Combo Boards

- Create your own enclosed combo board
- Standard Satin Anodized aluminum frame
- Lockable door on full-length piano hinge (two keys included)
- acrylic window
- Choose From the Following Interiors For Indoor Units:
Self-Sealing Natural Cork, Porcelain on Steel White Dry Erase Porcelain on Steel Black Dry Erase, Fabric Covered Natural Cork and Felt Letterboard

Case Dimensions:

- 1" wide main frame
- 1 7/16" wide door frame
- 2" exterior depth, 5/8" interior depth



UVCB4836
Corkboard and Black Felt Letterboard

UVCB4232
Black Felt Letterboard and Burgundy Fabric Corkboard

Model #	Size (W x H)	Viewable Area	Doors	Weight
UVCB4232	42" x 32"	16 1/4" x 27" (x2)	2	40 lbs.
UVCB4836	48" x 36"	19 1/4" x 21" (x2)	2	45 lbs.
UVCB7236	72" x 36"	21 1/4" x 21" (x2)	2	75 lbs.
UVMB800REVC	Mounting Kit	-	-	1 lb.

Outdoor Enclosed Combo Boards

- Attractive Standard Satin Anodized aluminum frame
- Lockable door mounted on full-length piano hinges (two keys included)
- acrylic windows
- Weather-resistant aluminum backing with silicone sealant

Case Dimensions:

- 1" wide main frame
- 1 7/16" wide door frame
- 2" exterior depth, 5/8" interior depth





UVCB4836OD
White Dry Erase and Corkboard

UVCB4836OD
Black Dry Erase with Barcelona Blue Vinyl Letterboard

Model #	Size (W x H)	Viewable Area	Doors	Weight
UVCB4232OD	42" x 32"	16 1/4" x 27" (x2)	2	42 lbs.
UVCB4836OD	48" x 36"	19 1/4" x 21" (x2)	2	48 lbs.
UVCB7236OD	72" x 36"	21 1/4" x 21" (x2)	2	75 lbs.
UVMB800REVC	Mounting Kit	-	-	1 lb.



OUTDOOR PLUS
Combo boards feature two different board types in the same unit.



Illuminated SNAP Frames

Single/Double Sided



UV10016

Illuminated LED Snap Frames

Similar to Aluminum Snap Frames, these boards feature the same snapping closures with LED illumination that lights up your image. Frames are designed with a 1" wide snap profile, mitered corners and a silver Anodized Aluminum construction. This display board also includes a 3/4" thick acrylic insert with an anti-reflective PET protective cover, a hidden yet easy-to-access power switch and an extra long power cable. The front-loading design of this board makes changing out signs quick and easy.

- 1" profile
- Snap closures
- 12v DC powercord included

Single Sided

Model #	Image Size	Frame Size	Weight
UV10009	16" x 20"	18 ³ / ₄ " x 22 ³ / ₄ "	9 lbs.
UV10010	24" x 24"	26 ³ / ₄ " x 26 ³ / ₄ "	17 lbs.
UV10011	22" x 28"	24 ³ / ₄ " x 30 ³ / ₄ "	17 lbs.
UV10012	24" x 36"	26 ³ / ₄ " x 38 ³ / ₄ "	23 lbs.
UV10013	24" x 36"	29 ³ / ₄ " x 43 ³ / ₄ "	28 lbs.

Double Sided

UV10016	11" x 17"	13 ³ / ₄ " x 19 ³ / ₄ " (x2)	4 lbs.
UV10017	22" x 28"	24 ³ / ₄ " x 30 ³ / ₄ " (x2)	17 lbs.
UV10018	24" x 36"	26 ³ / ₄ " x 38 ³ / ₄ " (x2)	23 lbs.



Hanging option and cord

Double-Sided LED Light Frames



Open snap frame



Hanging wire

Illuminated Edge-Lit Boards

Hanging and Freestanding

Illuminated Edge-Lit Boards

These illuminated wet erase boards are the perfect way to enhance your shop window. Display menus, specials and other custom messages in your choice of seven included light-up colors. Lightweight boards feature LED lighting, making them an ideal energy-efficient option. Choose from hanging, standing or double-sided board options.

- Lighting options: single color, slow fade, quick rotation
- Double-ended Illumination Marker included - only use approved marker
- Wipes clean with ammonia-free cleaner
- For indoor use only
- 12v DC powercord included



UVGL2433



UVGL1925
Stand included

Model #	Size (WxH)	Weight	Display Option
UVGL1218	12" x 18"	6 lbs.	Hanging or standing
UVGL1925	19" x 25"	10 lbs.	Hanging or standing
UVGL1925D	19" x 25"	11 lbs.	Double sided, hanging or standing
UVGL2433	24" x 33"	15.5 lbs.	Hanging
UVGLMK	-	1/2 lb.	Double-Ended Illumination Marker

Board lights up in seven vibrant colors!



Lightboxes



Slim Lites SNAP Frames

- Accent and highlight posters, advertisements and more with these illuminated snap frames
- All four sides snap open by hand
- Snap sides down for an even grip along all four edges
- Brilliantly illuminated with T5 Starcoat technology
- For indoor use only
- Sizes based on Poster Size
- 2½" depth



Snap Frame provides an even grip along all four edges.

Model #	Size (W x H)	Viewable Area	Weight
UVSL1224SF	12" x 24"	9" x 21"	7 lbs.
UVSL1824SF	18" x 24"	15" x 21"	9 lbs.
UVSL2436SF	24" x 36"	21" x 33"	9 lbs.



UVNB2232



Lighted Blackboards


- Light up your sales with an illuminated blackboard
- Lighted blackboards bring excitement to specials and messages when using the NEO-GLOW markers (included)
- NEO-GLOW markers wipe off easily with a dry cloth
- Choose from 5 border colors: White, Yellow, Pink, Green or Blue
- Custom logos and message available, call for details
- Comes with 110V Outlet Plug
- Fluorescent lights on both ends - 22 x 32
- Fluorescent lights on one end - 17 x 22
- UL Listed
- When Cleaning - Use a non-amonia cleaner spray on included cloth, not directly on board
- ★ LED Versions coming soon



1 ¾" Depth.



110V Prewired Plug.



UVNB1824



UVNB2232

Model #	Size (W x H)	Viewable Area	Weight
UVNB1824	17 ½" x 22 ½"	15 ¾" x 20 ¾"	13 lbs.
UVNB2232	22 ½" x 32"	20 ¾" x 30 ¼"	28 lbs.

Lightboxes

Fluorescent Back-Lit

Lightboxes - Fluorescent Back-Lit

These boxes are designed so the user can easily replace the backlit Vinyl Media. Boxes have a double locking acrylic door that diffuse and hold media securely in place in place. Boxes utilize fluorescent fixtures to evenly backlight display media. Fixtures contain ballasts installed directly to the rear of the cabinet. Lightboxes are for indoor use only and require 110V wiring by a certified electrician

- Use in shopping malls, airports, and business facilities
- Satin Anodized aluminum finish
- Radius frame with mitered corners for safety
- Use with film negatives or translucent vinyls (film negatives not included)
- Lockable door on full length piano-hinge (two keys included)
- Fluorescent back lighting
- 4" depth, radius frame
- For Indoor use only



Custom Black Radius Frame Vinyl Printed Directory



UVLB3043



Call for custom pedestal lightboxes.



UVLB2424

Posters are secured between two acrylic panels.

Model #	Size (W x H)	Viewable Area	Weight
UVLB1218	12" x 18"	6 3/4" x 13"	5 1/4 lbs.
UVLB1818	18" x 18"	12 3/4" x 13"	7 3/4 lbs.
UVLB2424	24" x 24"	18 3/4" x 19"	14 lbs.
UVLB2436	24" x 36"	18 3/4" x 31"	21 lbs.
UVLB3043	30" x 43"	24" x 36"	26 lbs.



Aluminum Frame Colors (Upcharge)



See page 5-6 for more color options

Enclosed Message Centers



UVSD4832

Finished Back Panel



Single Door Message Centers

Now Available with Top Lit Fluorescent Illumination

Display important messages while protecting them from the elements. Durable Single Door Outdoor Message Centers keep postings dry and secure with reinforced doors and a weather strip seal. The side hinged door is lockable and swings on a full length piano hinge. Outdoor message boards also feature a high-density polyethylene construction that prevents rotting, splintering and cracking. A finished back panel adds to the overall integrity of the structure. Choose between a self-sealing cork insert, black vinyl letterboard insert or our new synthetic fabric-covered tack board for the interior. Letterboard inserts include 145-piece 2" Helvetica letter/number set.

- Boards can be illuminated from the top to flood the panel surface with light
- Includes two keys
- Posts optional – order separately
- Please allow for extra lead time
- Available in bottom hinge option - See next page

Case Dimensions:

- ¾" wide main frame
- 1½" wide door frame
- 5½" exterior depth, 3¾" interior depth
- 8½" rain cover depth

★ LED Illumination now available - Please call for info.

Outdoor Letterboard Disclaimer

With letterboards from United Visual Products, it is essential that the environment around the board be taken into consideration when mounting outdoor enclosed boards, including the direction of the sun, the color of the insert, and the range in temperatures at different times of year. During hot seasons, these sealed boards can become super heated and inserts will warp if not installed and ventilated properly. If located in a warmer climate, consider choosing a board with a lighter exterior color construction, as well as a lighter insert. Please call our customer service department with any further questions.

Model #	Description	Size (W x H)	Viewable Area	Weight
UVSD4226	Cork Message Center	26" x 42"	19" x 53"	35 lbs.
UVSD4832	Cork Message Center	32" x 48"	25" x 40"	70 lbs.
UVSD5438	Cork Message Center	38" x 54"	31" x 46"	78 lbs.
UVSD4226LB	Letterboard Message Center	26" x 42"	19" x 84"	47 lbs.
UVSD4832LB	Letterboard Message Center	32" x 48"	24" x 40"	87 lbs.
UVSD5438LB	Letterboard Message Center	38" x 54"	31" x 46"	102 lbs.
UVMCP	Set of 2 Posts & Hardware	4" x 4" x 120"	-	80 lbs.



UVDD5240



UVDD5240

Double Door Message Centers

Now Available with Top Lit Fluorescent Illumination

These Double Door Message Centers have the same features as the Single Door units shown above, but are split down the middle for multiple content and the ability to manufacture wider cabinets.

- Boards can be illuminated from the top to flood the panel surface with light
- Includes two keys
- Posts optional – order separately
- Please allow for extra lead time
- Available in bottom hinge option

Case Dimensions:

- ¾" wide main frame
- 1½" wide door frame
- 5½" exterior depth, 3¾" interior depth
- 8½" rain cover depth

★ LED Illumination now available - Please call for info.

Model #	Description	Size (W x H)	Viewable Area	Weight
UVDD4530	Cork Message Center	45" x 30"	33 ¾" x 22"	45 lbs.
UVDD4536	Cork Message Center	45" x 36"	33 ¾" x 28"	50 lbs.
UVDD5240	Cork Message Center	52" x 40"	40 ¾" x 32"	61 lbs.
UVDD4530LB	Letterboard Message Center	45" x 30"	33 ¾" x 22"	63 lbs.
UVDD4536LB	Letterboard Message Center	45" x 36"	33 ¾" x 28"	71 lbs.
UVDD5240LB	Letterboard Message Center	52" x 40"	40 ¾" x 32"	89 lbs.
UVMCP	Set of 2 Posts & Hardware	4" x 4" x 120"	-	80 lbs.

Customize Any Board *Indicates standard option. No upcharge applies.




Outdoor Message Board Colors

Green Wood Cedar Sand Light Gray White



Cork Types (Upcharge)

Cork* Rubber Forbo



Window (Upcharge)

Acrylic* Polycarbonate Tempered Glass

Enclosed Message Centers

Top-Hinge Single Door Message Centers Now Available with Top Lit Fluorescent Illumination

These Top-Hinge Single Door Centers are ideal for displaying important messages regardless of the weather. Postings are kept dry and secure with reinforced doors and a durable weather strip seal. The double lock top-hinge door opens on a full length piano hinge. Outdoor message boards also feature a high-density polyethylene construction that prevents rotting, splintering and cracking. A finished back panel adds to the overall integrity of the structure. Choose between a self-sealing cork insert, black vinyl letterboard insert or our new synthetic fabric-covered tack board for the interior. Letterboard inserts include 145-piece 2" Helvetica letter/number set.

- Includes two keys
- Double lock on sizes 45" x 30" and up
- Posts optional – order separately
- Please allow for extra lead time

★ LED Illumination now available - Please call for info.

Case Dimensions

- ¾" wide main frame
- 1½" wide door frame
- 5½" exterior depth, 3¾" interior depth
- 8½" rain cover depth

Boards feature optional illumination – please call for details.



UVSDT5240



UVSDT4536RB

Outdoor Message Center with Readerboard Option

Model #	Description	Size (W x H)	Viewable Area	Weight
UVSDT4530	Cork Message Center	45" x 30"	37 1/2" x 22"	39 lbs.
UVSDT4536	Cork Message Center	45" x 36"	37 1/2" x 38"	45 lbs.
UVSDT5240	Cork Message Center	52" x 40"	44 1/2" x 32"	51 lbs.
UVSDT4530LB	Letterboard Message Center	45" x 30"	37 1/2" x 22"	54 lbs.
UVSDT4536LB	Letterboard Message Center	45" x 36"	37 1/2" x 38"	63 lbs.
UVSDT5240LB	Letterboard Message Center	52" x 40"	44 1/2" x 32"	69 lbs.
UVMCP	Set of 2 Posts & Hardware	4" x 4" x 120"	-	80 lbs.

*For readerboard inserts, add "RB" to end of part number.

Bottom-Hinge Single Door Message Centers Now Available with Top Lit Fluorescent Illumination

Bottom and Top-Hinged Enclosed Message Centers are designed and manufactured exactly the same. The difference is functionality. The bottom-hinge allows the door to rotate down and swing hands free while allowing access to the internal panel of the message center.

- Includes two keys
- Double lock on sizes 45" x 30" and up
- Posts optional – order separately
- Please allow for extra lead time

★ LED Illumination now available - Please call for info.

Case Dimensions

- ¾" wide main frame
- 1½" wide door frame
- 5½" exterior depth, 3¾" interior depth
- 8½" rain cover depth

Model #	Size (W x H)	Viewable Area	Weight
UVSDB4530	45" x 30"	37 1/2" x 22"	39 lbs.
UVSDB4536	45" x 36"	37 1/2" x 38"	45 lbs.
UVSDB5240	52" x 40"	44 1/2" x 32"	51 lbs.
UVSDB4530LB	45" x 30"	37 1/2" x 22"	54 lbs.
UVSDB4536LB	45" x 36"	37 1/2" x 38"	63 lbs.
UVSDB5240LB	52" x 40"	44 1/2" x 32"	69 lbs.
UVMCP	4" x 4" x 120"	-	80 lbs.

*For readerboard inserts, add "RB" to end of part number.



UVSDB5240 with optional header and illumination

Notice how light illuminates the digital graphic and floods onto the surface of the grey tackboard.



Vinyl Colors (Upcharge) See page 5-6 for more color options



Black

Grey


Barcelona Blue

Burgundy

Hunter Green

White

Enclosed Message Centers



UVSDT4530

Double-Sided Bottom Hinge Outdoor Message Centers

Now Available with Top Lit Fluorescent Illumination

These Bottom-Hinge Single Door Double-Sided Centers are the ideal way to display important postings while protecting them from the elements. Information is kept dry and secure with reinforced doors and a durable weather strip seal. The double locking door swings open 180 degrees on a full length piano hinge. Outdoor message boards also feature a high-density polyethylene construction that prevents rotting, splintering and cracking. A finished back panel adds to the overall integrity of the structure. Choose between a self-sealing cork insert, black vinyl letterboard insert or our new synthetic fabric-covered tack board for the interior. Letterboard inserts include 145-piece 2" Helvetica letter/number set.

- Includes two keys
- Double lock on sizes 45" x 30" and up
- Sliding glass door option available
- Optional header
- Posts optional – order separately
- Please allow for extra lead time

Case Dimensions

- ¾" wide main frame
- 1 ½" wide door frame
- 5 ½" exterior depth, 3 ¾" interior depth
- 8 ½" rain cover depth

★ LED Illumination now available - Please call for info.

Model #	Size (W x H)	Viewable Area	Weight
UVSDT4530	45" x 30"	40 ½"W x 25 ½"H (x2)	39 lbs.
UVSDT4536	45" x 36"	40 ½"W x 31 ½"H (x2)	45 lbs.
UVSDT5240	52" x 40"	47 ½"W x 35 ½"H (x2)	51 lbs.
UVSDT4530LB	45" x 30"	40 ½"W x 25 ½"H (x2)	54 lbs.
UVSDT4536LB	45" x 36"	40 ½"W x 31 ½"H (x2)	63 lbs.
UVSDT5240LB	52" x 40"	47 ½"W x 35 ½"H (x2)	69 lbs.
UVSDBM1818	18" x 18"	13 ½"W x 13 ½"H (x2)	20 lbs.
UVMCP	4" x 4" x 120"		80 lbs.

Outdoor Letterboard Disclaimer

With letterboards from United Visual Products, it is essential that the environment around the board be taken into consideration when mounting outdoor enclosed boards, including the direction of the sun, the color of the insert, and the range in temperatures at different times of year. During hot seasons, these sealed boards can become super heated and inserts will warp if not installed and ventilated properly. If located in a warmer climate, consider choosing a board with a lighter exterior color construction, as well as a lighter insert. Please call our customer service department with any further questions.

Mini Message Boards

- Great for university campuses, parks, and golf courses
- Lockable door top-mounted on a full length aluminum piano hinge
- Will not rot, splinter or crack with the high density polyethylene construction
- Finished back panel looks great on posts and adds structural integrity
- Lock with two keys included
- Attach to a wall or optional single post
- Letterboard units include a 290-piece ¾" Helvetica letter/number set
- Illuminated units are available, call for details
- Please allow for extra lead time

Case Dimensions:

- ¾" wide main frame
- 1 ½" wide door frame
- 5 ½" exterior depth, 3 ¾" interior depth
- 8 ½" rain cover depth

★ LED Illumination now available - Please call for info.

Model #	Size (W x H)	Viewable Area	Weight
UVSM1818	18" x 18"	13 ½"W x 13 ½"H	18 lbs.
UVDM1634	16" x 34"	11 ½"W x 29 ½"H	26 lbs.
UVSM1818LB	18" x 18"	13 ½"W x 13 ½"H	21 lbs.
UVDM1634LB	16" x 34"	11 ½"W x 29 ½"H	30 lbs.
UVMCSP	4" x 4" x 96"		28 lbs.
UVSDBM1818	18" x 18"	13 ½"W x 13 ½"H (x2)	20 lbs.



UVSDBM1818 with UVMCSP



Customize Any Board *Indicates standard option. No upcharge applies.




Outdoor Message Board Colors




Green Wood Cedar Sand Light Gray White




Cork Types (Upcharge)



Cork* Rubber Forbo



Window (Upcharge)



Acrylic* Polycarbonate Tempered Glass

Enclosed Message Centers

Sliding Door Message Centers

Now Available with Top Lit Fluorescent Illumination

High-quality Sliding Door Message Centers are an ideal outdoor board for displaying messages and information. The body is constructed of heavy-duty plastic that will not splinter, crack or rot, while the durable sliding doors roll on nylon wheels with minimal effort. Boards are constructed with a finished back panel that adds to the overall aesthetic and structural integrity. While weather resistant, boards are not waterproof. To seal from rain and snow, mount boards in a sheltered location, while also adding our weather strip door kit to your order. This kit seals along the two sliding glass door panels and the vertical door frames. These locking units also feature a removable interior surface, making changing displays simple. Choose between natural self-sealing cork or vinyl letterboard inserts. Letterboard kits include a 145-piece 2" Helvetica letter/number set.

- 2 keys included
- Post optional – order UVMCP separately
- Please allow for extra lead time

Case Dimensions

- ¾" wide main frame
- 1½" wide door frame
- 5½" exterior depth, 3¾" interior depth
- 8½" rain cover depth

★ LED Illumination now available - Please call for info.

Model #	Description	Size (W x H)	Weight
UVMC4530	Cork Message Center	45" x 30"	75 lbs.
UVMC4536	Cork Message Center	45" x 36"	77 lbs.
UVMC5240	Cork Message Center	52" x 40"	86 lbs.
UVMC4530LB	Letterboard Message Center	45" x 30"	85 lbs.
UVMC4536LB	Letterboard Message Center	45" x 36"	89 lbs.
UVMC5240LB	Letterboard Message Center	52" x 40"	102 lbs.
UVMCP	Set of 2 Posts & Hardware	4" x 4" x 120"	80 lbs.
UVOMC-WSK	Weather Strip Door Kit		4 lbs.



UVMC4536LB

Weatherstripping Door Kit UVOMC-WSK



Interior Door Seal



Clear weatherstripping mounts on overlapped doors.



Recycled plastic lumber is impervious to water, chemicals, and insects. The maintenance free material will not crack, decay, split or rot.



Finished back panel looks great on posts and adds structural integrity.



UVMC4536



Vinyl Colors (Upcharge) See page 5-6 for more color options



Architectural Signage



Durable and Attractive Architectural Signage with Changeable Readerboards

Installation: PVC post sleeves are embedded into the sign core to allow steel mounting posts to slide in place just before mounting. Note: steel posts ordered separately or sourced locally.

Architectural Signage

- The next generation of attractive readerboards
- Create the look of high quality stone signs while saving money
- Easy installation - pre-fabricated, no site mess or weather delays
- Easily transported due to lightweight material
- Exterior constructed of thick polyurethane hard coat over solid polystyrene core
- Finished with 100% acrylic texture
- Single or double sided
- Readerboards constructed from extruded aluminum with Satin Anodized finish
- Lockable door with acrylic window protects readerboard panel
- Crystal clear ¼" lexan window
- Extruded PVC clear copyboard track
- ⅛" White acrylic background
- Includes 300 piece 4" on 5" letter and number set (double sided boards include 2 letter and number sets)
- Please allow for extra lead time

Single Sided

Model #	Overall Size (W x H)	Readerboard (W x H)	# of Lines	Weight
UVPTC1SS	90" x 78"	55" x 45"	7	310 lbs.
UVPTC2SS	108" x 60"	57" x 35"	5	350 lbs.
UVPTC5SS	120" x 87"	96" x 42"	6	475 lbs.
UVPTC7SS	120" x 60"	96" x 48"	7	385 lbs.
UVPTC13SS	120" x 60"	80" x 36"	5	340 lbs.
UVPTC25SS	132" x 60"	92" x 25"	4	505 lbs.
UVPTC31SS	99" x 64½"	70" x 32"	4	320 lbs.
UVPTC36SS	103" x 63"	80" x 30"	4	321 lbs.
UVPTC40SS	152" x 76"	82" x 30"	4	488 lbs.

*Custom available, fax for a price quote
FREIGHT \$75 Crate Charge*

Double Sided

Model #	Overall Size (W x H)	Readerboard (W x H)	# of Lines	Weight
UVPTC1DS	90" x 78"	55" x 45"	7	385 lbs.
UVPTC2DS	108" x 60"	57" x 35"	5	420 lbs.
UVPTC5DS	120" x 87"	96" x 42"	6	620 lbs.
UVPTC7DS	120" x 60"	96" x 48"	7	535 lbs.
UVPTC13DS	120" x 60"	80" x 36"	5	480 lbs.
UVPTC25DS	132" x 60"	92" x 25"	4	645 lbs.
UVPTC31DS	99" x 64½"	70" x 32"	4	405 lbs.
UVPTC36DS	103" x 63"	80" x 30"	4	407 lbs.
UVPTC40DS	152" x 76"	82" x 30"	4	576 lbs.

*Custom available, fax for a price quote
FREIGHT \$75 Crate Charge*

Customize Any Board

Standard Surface Finishes



Custom Surface Finishes



Architectural Signage

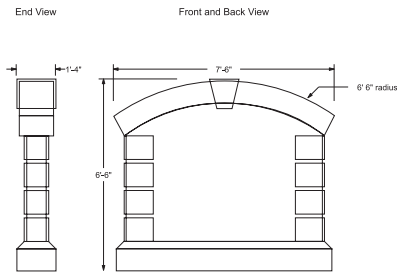


Standard Finish

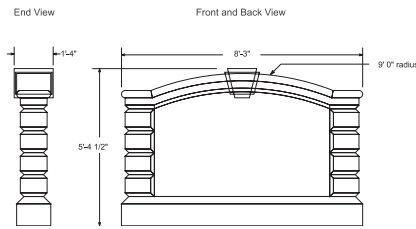


Custom Sign with Optional Painted Raised Text and Logo

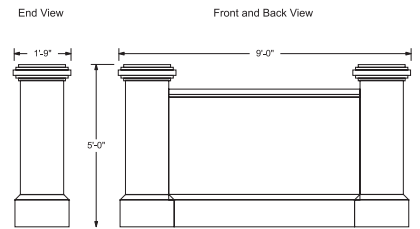
Choose From 9 Attractive Designs



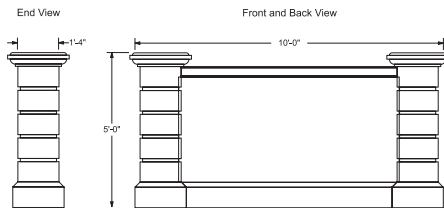
UVPTC1SS / UVPTC1DS



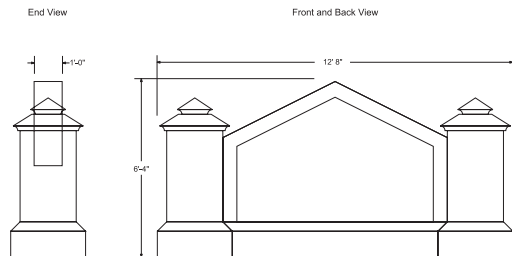
UVPTC31 / UVPTC31DS



UVPTC2SS / UVPTC2DS



UVPTC13SS / UVPTC13DS



UVPTC40SS / UVPTC40DS

Standard Surface Finishes



Custom Surface Finishes



Architectural Signage

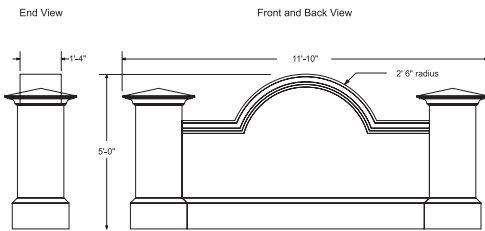


Custom Sign with Optional Stone Finish and Painted Logo

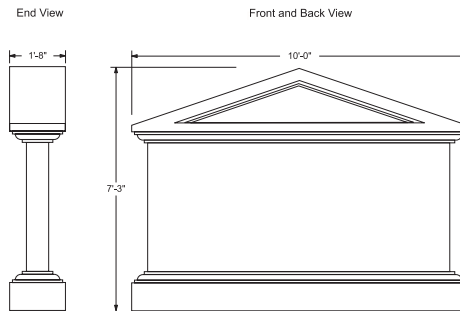


Custom Sign with Optional Brick Finish and Raised Text

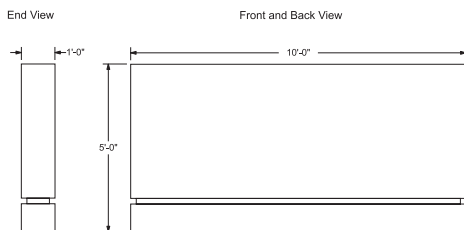
Due to the custom nature of Architectural Signage, all units are priced on an "as quoted" basis. Illuminated units are available, ask for a price quote.



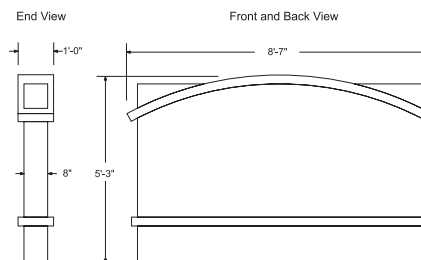
UVPTC25SS / UVPTC25DS



UVPTC5SS / UVPTC5DS



UVPTC7SS / UVPTC7DS



UVPTC36SS / UVPTC3DS



Customize Any Board *Indicates standard option. No upcharge applies.

Standard Surface Finishes



Custom Surface Finishes



Enclosed Readerboards

Cathedral Outdoor Readerboards


- Satin Anodized aluminum frame
- Church "cathedral" design header
- Permanent, custom lettering on a stylish pointed header
- Side hinged door with tamper proof locks (two keys included)
- Shatter-proof lexan ¼" window
- Sturdy tracks mounted onto a removable White acrylic background
- 300 - 4" on 5" letters and numbers included
- U.L. listed fluorescent light fixtures
- Weather-resistant backing
- Automatically comes with our "Outdoor PLUS Kit"

Case Dimensions:


- 1" master frame
- 1 5/16" door frame
- 3 1/8" exterior depth



For best readerboard and letter performance, make sure installation occurs away from direct sunlight. Always keep board well ventilated.



UV4000CD
UV4000CD with UV1309



UV4000CD
UV4000CD with UV1309

Model #	Size (W x H)	Viewable Area	Weight
UV4000CD	48" x 36"	41 3/4" x 30"	75 lbs.
UV1000CD	48" x 48"	41 3/4" x 42"	85 lbs.
UV2000CD	60" x 42"	53 3/4" x 36"	120 lbs.
UV1309	Posts-2" x 2" x 96"H	-	35 lbs.
UVCLOGO	Custom Logo	-	-

Readerboard Letters


- Use on all our Readerboards
- Letters and numbers available in Black and/or Red Print
- .030" thick
- Call for .060 thick letters
- Best option for direct sun and hot climates (Must have .060 Readerboard channels)



Model #	Description	Weight
CBA001	2" on 3"	8 lbs.
CBA035	3 1/2" on 4 1/2"	10 lbs.
CBA483	4" on 5"	12 lbs.
CBA553	6" on 7"	14 lbs.



CBA483
Letters are easy to insert.



Enclosed Readerboards



UVAT2000I with UVCLOGO

Signs can be mounted in brick, stone, and concrete, or with sturdy aluminum posts (sold separately).

Economy Outdoor Readerboards

These readerboards are considered economy only because just the header is illuminated and use "stick" prop arms instead of gas charged. The readerboards still feature an entirely aluminum housing and hinged door frame.

- Provide a vibrant, clear, and informative message for a low cost
- Top header allows for large single or two line copy
- Top hinged door with tamper-proof locks
- Crystal clear 1/4" polycarbonate window
- 3" cabinet
- Extruded PVC clear copyboard track
- 1/8" White acrylic background
- 4" on 5" standard letters and numbers included - 300 piece set
- U.L. listed fluorescent light fixture behind unit's header on illuminated units
- Top header is only illuminated
- 9 3/4" White acrylic header panel included on door
- Custom side logos (when custom ordered) are on the readerboard panel
- See page 66 for readerboard letter sets

Single Door

Model #	Size (W x H)	Description	Viewable Area	Weight
UVAT1000	48" x 48"	Single Sided	42" x 30 1/4"	75 lbs.
UVAT2000	72" x 48"	Single Sided	66" x 30 1/4"	100 lbs.
UVAT3000	96" x 48"	Single Sided	90" x 30 1/4"	150 lbs.
UV1309	Posts-2" x 2" x 96"H	Single Sided Sign Posts	-	35 lbs.
UVCLOGO	-	Custom Logo	-	-
UVAT1000I	48" x 48"	Single Sided Illuminated	42" x 30 1/4"	85 lbs.
UVAT2000I	72" x 48"	Single Sided Illuminated	66" x 30 1/4"	110 lbs.
UVAT3000I	96" x 48"	Single Sided Illuminated	90" x 30 1/4"	160 lbs.


Double Door

Model #	Size (W x H)	Description	Viewable Area	Weight
UVBT1001	48" x 48"	Double Sided	42" x 30 1/4"	150 lbs.
UVBT2001	72" x 48"	Double Sided	66" x 30 1/4"	150 lbs.
UVBT3001	96" x 48"	Double Sided	90" x 30 1/4"	300 lbs.
UVPT205	6" x 2"	Double Sided Sign Posts	-	75 lbs.
UVBT1001I	48" x 48"	Double Sided Illuminated	42" x 30 1/4"	160 lbs.
UVBT2001I	72" x 48"	Double Sided Illuminated	66" x 30 1/4"	160 lbs.
UVBT3001I	96" x 48"	Double Sided Illuminated	90" x 30 1/4"	310 lbs.

Customize Any Board *Indicates standard option. No upcharge applies.



Aluminum Frame Colors (Upcharge)



Black Gold Bronze Satin* White

Enclosed Readerboards



UVAT2001 with UVCLOGO



UVBT1001 with UVCLOGO

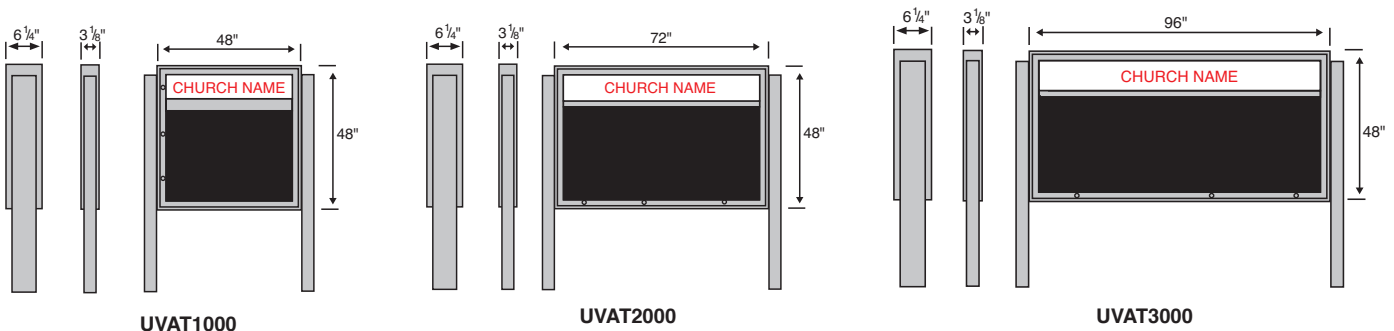


UVAT2000 with UVCLOGO

For best readerboard and letter performance, make sure installation occurs away from direct sunlight. Always keep board well ventilated.



Non-Illuminated Readerboards without headers are also available



Custom Logos available for an additional charge. Must have camera ready artwork or file (High Resolution EPS) Use UVCLOGO.

Enclosed Readerboards



UVSFFI64H with UVCLOGO



UVSFFI76H with UVCLOGO

Cabinet features a polycarbonate window and gas charged shocks.



UVSFFI76H with UVCLOGO

Side Graphics Available



Custom Logos available for an additional charge. Must have camera ready artwork or file (High Resolution EPS) Use UVCLOGO.

Heavy-Duty Outdoor Readerboards

Heavy Duty Readerboards utilize an aluminum cabinet that is 9.25" in depth for single faced designs and a 13.5" for double faced. These readerboards withstand even the worst weather because of their .125" aluminum extrusion cabinet and polycarbonate window. Our Heavy Duty Readerboards also have an integral hinge and gas charged shocks.

- Decorate your property with our informative, heavy-duty outdoor Readerboards
- Bronze Anodized aluminum frame
- Hardware and cabinets are all-welded with 3/16" thick aluminum extrusions
- Weather-resistant, 0.040 aluminum backing
- Aluminum framed, vandal-proof 1/4" polycarbonate door
- Sturdy prop-arms and non-visible hinge for safe-and-quick door opening/closing
- Custom copy, logos and header logos available (must have camera ready artwork (UVCLOGO))
- Single face wall mount or single/double face aluminum post mounting (sold separately)
- 110 high output ballasts with cool white lamps to insure lighting in cold weather on illuminated units fully
- 3/8" translucent white acrylic copyboard with plastic copy rails that hold changeable 4" on 5" letters
- 72" x 48" signs holds 5 lines of wording and 84" x 60" signs include 7 lines with 4" on 5" plastic letters (UVCBA48)
- 300 piece letter set included
- Please allow 4-6 weeks for delivery, depending on production schedule



Case Dimensions:

- 2" wide door frame
- 9.25" depth - single faced / 13.5" depth - double faced

Customize Any Board

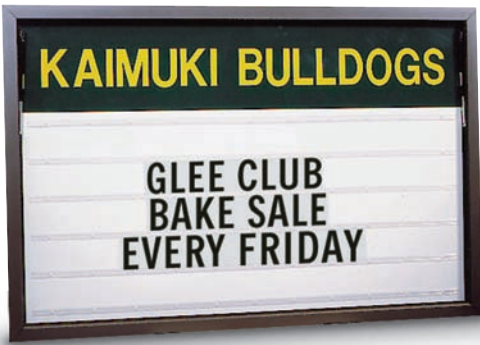


Aluminum Frame Colors



* See page 66 for letter sets

Enclosed Readerboards




UVSFN64H with UVCLOGO

UVSFN64H with UVCLOGO



UVDFN64H with UVCLOGODIG
Custom Photo Header



Features tamper resistant locks (one on each side).



Easy to change letters.



Letter sets include up to 300 letters and numbers per font; one 4" on 5" set is included per sign face.



Push-button ball and socket prop arms securely hold and lock door in open position for quick-and-easy message changes.

Single Faced

Model #	Header Size (W x H)	Description	# of Copy Lines	Size (W x H)	Weight
UVSFN64H	67" x 43"	Single Faced Non-Illuminated	5	69" x 12"	100 lbs.
UVSFFI64H	68 1/4" x 43"	Single Face Fully Illuminated	5	69" x 12"	150 lbs.
UVSFN76H	79" x 41"	Single Faced Non-Illuminated	7	80" x 12"	200 lbs.
UVSFFI76H	80 1/4" x 41"	Single Faced Fully Illuminated	7	80" x 12"	250 lbs.
UVPT305	-	Lawn Pedestals (2 per order)	-	-	75 lbs.
UVCLOGO	-	Custom Logo	-	-	-

Double Faced

Model #	Header Size (W x H)	Description	# of Copy Lines	Size (W x H)	Weight
UVDFN64H	67" x 43"	Double Faced Non-Illuminated	5	69" x 12"	130 lbs.
UVDFNI64H	69 1/4" x 43"	Double Faces Fully Illuminated	5	69" x 12"	180 lbs.
UVDFN76H	79" x 41 1/2"	Double Faced Non-Illuminated	7	80" x 12"	300 lbs.
UVDFFI76H	80 1/4" x 41"	Double Faced Fully Illuminated	7	80" x 12"	350 lbs.
UVPT305	-	Lawn Pedestals (2 per order)	-	-	75 lbs.
UVCLOGO	-	Custom Logo	-	-	-

Directional Signs



UVL142RPPF
White




UVL142SPNF
Black

Basic Panel & Post - Level 1 Kit

"Basic" only refers to a post and panel system that is easy to assemble and install. It still has a number of options to match the outdoor landscape, and unlimited graphics potential for the panel surface.

Color Options



Posts

- Round or square
- White or Black powdercoat
- 8' or 12' standard lengths - cut shorter if needed
- White or Black locking strips to position panel on post
- .100 wall aluminum
- 3.25" diameter round or square extrusions

Panels

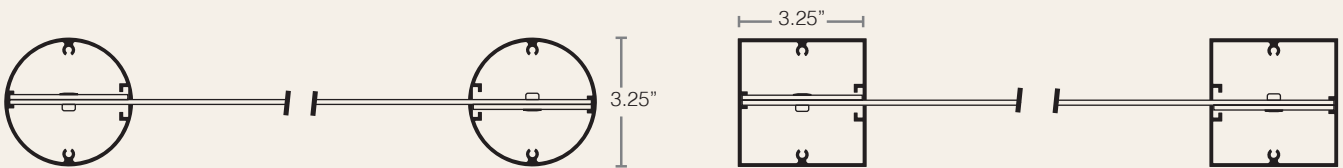
- Single Panel, double sided advertising
- White or Black typical - other color options available
- 8' W x 4' H max
- Panel trim - White or Black only
- 3mm aluminum/composite laminated panels

Graphics

- 1-2 color vinyl per side. Review 3-4 color needs with Sales Representative
- Outdoor application vinyl, UV inhibitors, commercial grade

Options

- Round or pointed finials, White or Black



Function and Installation

Set depth of panel on post by installing the locking strips in each slot. Drop panel into slots on post and attach postcaps (finials if applicable). Snap on panel trim, set depth of hole (according to local codes and contractor recommendations), plumb and backfill.

Specify

Choose round or square posts, Black or White finish. Determine panel size, 8' W x 4' H max. Standard White or Black panel color or specify custom color (panel only). Add round/pointed finial or keep existing post cap. Provide artwork for application of vinyl graphics - we will generate a price, image and model number.


Box Panel & Post - Level 2 Kit

A "Box" panel has depth, or "thickness" to it. The "Box" design has a bolder look than the single sheet panel of our Basic-Level kit. The Box Panel - Level 2 Kit is prominent in hospital / financial / corporate outdoor identification and way-finding.

Color Options



3 Reveal Points



UVL242
Bronze

Posts

- Square Post, Bronze finish
- 8' long posts, custom to 16'
- Reveal adjustable - 3 positions
- Reveal filler - for under sign gap
- .100/.150 wall aluminum
- 2" x 2" square
- Post caps: aluminum plate, bronze finish

Panels

- Deep "box" style panel, bronze finish
- 8'W x 4'H Max
- 3mm aluminum / composite laminated panels on box
- Welded corners, VHB adhesive for panel to box

Graphics

- 1-2 color vinyl per side. Added layers or screening optional
- Outdoor application vinyl, UV inhibitors, commercial grade

Options

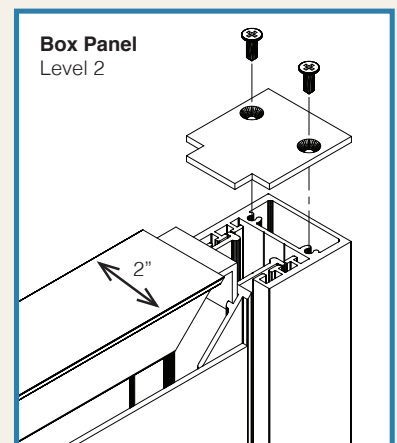
- Vinyl colors, panel colors, post colors

Function and Installation

Reveal filler is cut to length in the plant. This places the box at the top of the posts. Insert reveal filler, then insert box panel into the post. Position box in the inner, outer or center reveal slot. Attach the post cap. Fasten the reveal filler to the post. Set depth of hole, plumb and affix according to local codes and contractor recommendations.

Specify

Choose panel size max 8'W x 4'H, so reveal filler can be cut to length. Provide artwork for application of vinyl graphics.



Directional Signs



Box Panel & Post - Level 3 Kit

A Level 3 Box Panel and Post System has more post variations than the Level 1 and 2 kits. There are six different profiles of posts, all with 3 reveal positions. Level 3 is often used for entrance and retail identity signs.

3 Reveal Points



Color Options



UVL342
Blue

Posts

- Square Post, Bronze finish
- Six total post profiles to choose from
- 8' long posts, custom to 16'
- All profiles have 3 reveal depths
- Reveal filler - for under sign gap
- .100 wall aluminum
- 3.25 x 3.25 square/radius
*See profile drawings
- Post caps; aluminum plate, bronze finish

Panels

- 3.25" deep "box" style panel, bronze finish
- 8'W x 4'H Max
- 3mm aluminum / composite laminated panels on box
- Welded corners, VHB adhesive for panel to box
- Outdoor application vinyl, UV inhibitors, commercial grade

Graphics

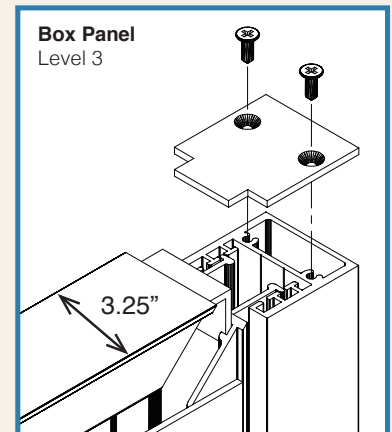
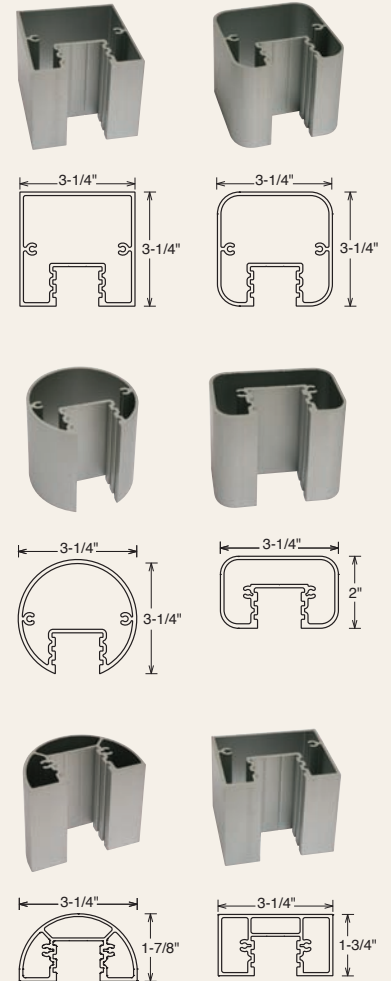
- 1-2 color vinyl per side. Added layers or screening optional

Function and Installation

Reveal filler is cut to length in the plant. This places the box at the top of the posts. Insert reveal filler, then insert box panel into the post. Position box in the inner, outer or center reveal slot. Attach the post cap. Fasten the reveal filler to the post. Set depth of hole, plumb and affix according to local codes and contractor recommendations.

Specify

Choose panel size max 8'W x 4'H, so reveal filler can be cut to length. Provide artwork for application of vinyl graphics.



Outdoor Kiosks and Benches

City Center Kiosk


Perfect for downtown areas and community centers, these three-sided boards offer a secure and attractive way to display information, events, business promotions and more. Draw in business in high-traffic areas with this eye-catching vertical design, featuring a patina steel roof and powder-coated aluminum framework. The locking doors feature acrylic windows and include corkboard panels. Boards must be installed according to local codes - please verify before ordering. Letterboard and fabric inserts are also available; please call for details on custom orders.

- Includes 4" x 4" steel post structure
- Approx. 7' high
- 2 keys per door

Case Dimensions

- 2 1/2" main frame

CAD drawings of kiosk



Product #	Door Size	Viewable Area	Weight
UVCCCK3042	30"W x 42"H	25"W x 37"H (x3)	180 lbs.

Recycled Plastic Benches

Add green seating to your facility with these sturdy recycled plastic benches. Available in 2, 4, 6, and 8 foot options, a combination of these benches can be easily customized to any area. Custom sizes are also available, please call for more information.

- Recycled plastic material construction
- Please allow for extra lead time




UVBENCH08
Picture shows two benches side by side


Model #	Length	Weight
UVBENCH02	2'	18 lbs.
UVBENCH04	4'	30 lbs.
UVBENCH06	6'	40 lbs.
UVBENCH08	8'	48 lbs.



Painted Cork Colors (Upcharge)



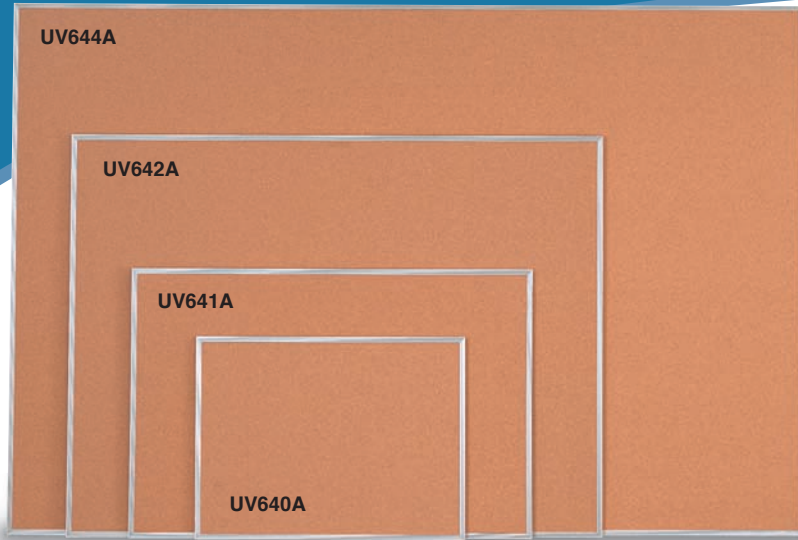
Cork Types (Upcharge)



Outdoor Message Board Colors



Open Faced Cork Boards




UV639A with Pearl Fabric

Aluminum Framed Corkboards

- Satin Anodized aluminum frame
- Thick, self-sealing natural cork surface
- Cork laminated to sturdy fiberboard
- Factory installed hangers for mounting
- Wall mount directly through aluminum frame
- 5/8" depth

Model #	Size (W x H)	Weight
UV639A	12" x 36"	7 lbs.
UV640A	24" x 18"	6 lbs.
UV641A	36" x 24"	8 lbs.
UV642A	48" x 36"	14 lbs.
UV643A	60" x 36"	15 lbs.
UV644A	60" x 48"	20 lbs.
UV645A	72" x 36"	21 lbs.
UV646A	72" x 48"	22 lbs.
UV647A	96" x 48"	31 lbs.



Hardwood Framed Corkboards

- Solid hardwood frame with Light Oak, Walnut or Cherry finish
- Thick, self-sealing natural cork surface laminated to sturdy fiberboard
- Push pins and tacks hold materials firmly
- 3/4" depth



UV6020AK - Custom Screened Board

Hard plastic push pins available for all corkboards. Choose either clear (UVPP100) or assorted colors (UVPP200). 100/box.



UVMB800REVC
Optional Mounting Hardware Kit

Model #	Size (W x H)	Weight
UV6090AK	12" x 36"	7 lbs.
UV6010AK	24" x 18"	6 lbs.
UV6020AK	36" x 24"	8 lbs.
UV6030AK	48" x 36"	14 lbs.
UV6040AK	60" x 36"	17 lbs.
UV6050AK	60" x 48"	20 lbs.
UV6060AK	72" x 36"	21 lbs.
UV6070AK	72" x 48"	26 lbs.
UV6080AK	96" x 48"	34 lbs.
UVMB800REVC	Mounting Kit	1 lb.



Customize Any Board *Indicates standard option. No upcharge applies.




Aluminum Frame Colors (Upcharge)



Cork Types (Upcharge)



Wood Frame Colors



Open Faced Corkboards

Decorative Frames

Decorative Framed Corkboards

- Decorative frame is perfect for office or more upscale settings
- Frame constructed from solid hardwood with an attractive finish
- Thick, self-sealing natural cork surface laminated to sturdy fiberboard
- Factory installed hanger for mounting
- Can be hung landscape or portrait
- ¾" depth

Model #	Size (W x H)	Weight
UV6090AK-2	12" x 36"	7 lbs.
UV6010AK-2	24" x 18"	6 lbs.
UV6020AK-2	36" x 24"	8 lbs.
UV6030AK-2	48" x 36"	14 lbs.
UV6040AK-2	60" x 36"	17 lbs.
UV6050AK-2	60" x 48"	20 lbs.
UV6060AK-2	72" x 36"	21 lbs.
UV6070AK-2	72" x 48"	26 lbs.
UV6080AK-2	96" x 48"	34 lbs.
UVMB800REVC	Mounting Kit	1lb.



Decorative Frame Profile



UV6010AK-2



UV6020AK-2



UVMB800REVC
Optional Mounting
Hardware Kit

Wide Framed Corkboards

- Wide frame accents contents and makes a bold statement
- Frame constructed from solid hardwood
- Thick, self-sealing natural cork surface
- Cork laminated to sturdy fiberboard
- Factory installed hanger for mounting
- ¾" depth

Model #	Size (W x H)	Weight
UV2W36AK	36" x 24"	8 lbs.
UV2W48AK	48" x 36"	14 lbs.
UV2W60AK	60" x 36"	17 lbs.
UV2W72AK	72" x 36"	21 lbs.
UV2W74AK	72" x 48"	26 lbs.
UV2W96AK	96" x 48"	34 lbs.
UVMB800REVC	Mounting Kit	1lb.




UV2W36AK



UV2W48AK




Painted Cork Colors (Upcharge)



Slate Grey Misty Blue Sea Foam Green Rose



Fabric Colors (Upcharge)



Dark Spruce Black Amethyst Cinnabar Medium Grey Pearl Ultramarine Cobalt Accent Deep Burgundy Blue Spruce

See page 5-6 for more color options

Contemporary Fabric & Frame Corkboards



UVFCB2436
with Facet Obsidian and
UV25989 Frame



UVFCB2436
with Fizz Tonic and
UV704607 Frame

Fabric Options Swatches Available



**Cirque
Champagne**



**Facet
Obsidian**



**Fizz
Lemon Lime**



**Fizz
Tonic**



**TR
Patina**



**Tendril
Stellar**



**Ziggy
Currant**

Decorative Open Face Fabric Boards

Driven by the need for boards that can be entirely customized, we've created our Decorative Open Face Fabric line. Choose fabric color, frame size and frame design to create a board that accents your facility's existing décor perfectly. These attractive boards are available with high-quality, self-healing/semi-self healing fabrics that are laminated to a cork substrate. We've selected seven frame and fabric options that can be mixed and matched to most facilities. More fabrics and frames are available; our knowledgeable customer service representatives are happy to discuss more options with you.

- 7 frame & 7 fabric options
- Frames range from 1" – 3" in stock profiles
- Please allow for extra lead time

Some fabrics are more self-healing than others – please inquire when ordering.
• Washable fabrics have been requested. Please specify your specific needs and cleaner that will be used. We will try to accommodate.

Viewable Area is dependant on each frame style.

Model #	Size (W x H)	Weight
UVFCB1824	18" x 24"	8 lbs.
UVFCB2436	24" x 36"	12 lbs.
UVFCB3648	36" x 48"	16 lbs.
UVFCB4848	48" x 48"	20 lbs.
UVFCB3660	36" x 60"	24 lbs.
UVFCB4896	48" x 96"	28 lbs.



UVFCB2436
with Ziggy Currant and
UV704277 Frame




UVFCB2436
with Fizz Lemon Lime and
UV54951 Frame



UVFCB2436
with Cirque Champagne and
UV54879 Frame

Frame Options



UVS4951

UVS3571

UV944

UVS4879

UVS5989

UV704277

UV704607

Open Faced Corkboards



Unframed Fabric Covered Corkboards

- Stylish, contemporary fabrics accent any office area
- Moisture-resistant fabric laminated over high-density fiberboard
- Radius corners prevent warping
- Factory installed hangers for vertical or horizontal mounting
- 5/8" depth

Model #	Size (W x H)	Weight
UV750	24" x 18"	5 lbs.
UV750R	18" x 24"	5 lbs.
UV751	36" x 12"	6 lbs.
UV751R	12" x 36"	6 lbs.
UV752	36" x 24"	7 lbs.
UV752R	24" x 36"	7 lbs.
UV753	48" x 36"	18 lbs.
UV754	72" x 48"	32 lbs.
UV755	96" x 48"	55 lbs.

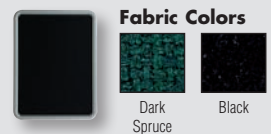


"Image" Corkboards

- Complement any office or school decor
- Stylish plastic "Image" frame
- Available in fabric covered corkboards or plain corkboard interior
- Fabric laminated over sturdy high density fiberboard
- Factory mounted hangers include quick alignment ridges

Model #	Size (W x H)	Description	Weight
UVTF1824G	18" x 24"	Grey Fabricboard	3 lbs.
UVTF1824K	18" x 24"	Black Fabricboard	3 lbs.
UVTF1824B	18" x 24"	Burgundy Fabricboard	3 lbs.
UVTF1824CN	18" x 24"	Cinnabar Fabricboard	3 lbs.
UVTF1824AM	18" x 24"	Amethyst Fabricboard	3 lbs.
UVTF1824CB	18" x 24"	Cobalt Accent Fabricboard	3 lbs.
UVTF1824PE	18" x 24"	Pearl Fabricboard	3 lbs.
UVTF1824UL	18" x 24"	Ultramarine Fabricboard	3 lbs.
UVTF1824BS	18" x 24"	Blue Spruce Fabricboard	3 lbs.
UVTF1824CK	18" x 24"	Corkboard	3 lbs.
UVTF2436G	24" x 36"	Grey Fabricboard	6 lbs.
UVTF2436K	24" x 36"	Black Fabricboard	6 lbs.
UVTF2436B	24" x 36"	Burgundy Fabricboard	6 lbs.
UVTF2436CN	24" x 36"	Cinnabar Fabricboard	6 lbs.
UVTF2436AM	24" x 36"	Amethyst Fabricboard	6 lbs.
UVTF2436CB	24" x 36"	Cobalt Accent Fabricboard	6 lbs.
UVTF2436PE	24" x 36"	Pearl Fabricboard	6 lbs.
UVTF2436UL	24" x 36"	Ultramarine Fabricboard	6 lbs.
UVTF2436BS	24" x 36"	Blue Spruce Fabricboard	6 lbs.
UVTF2436CK	24" x 36"	Corkboard	6 lbs.

Customize Any Board *Indicates standard option. No upcharge applies.



Open Faced Corkboards

Plastic Framed Corkbars

- Durable, plastic frame available in White or Silver
- Self-sealing natural cork
- Available 1 to 4 feet
- Mounts easily to boards or walls
- Double sided tape and magnetic strips included
- 4 push pins included
- 1 1/4"H x 5/16"D
- Cork Height: 1/2"
- Sold in packs of 10



UVBB1210-1



White Corkbars

Model #	Size (L)	Weight
UVBB12-1	12"	8 oz.
UVBB24-1	24"	1 lb.
UVBB36-1	36"	1 1/2 lbs.
UVBB48-1	48"	1 1/2 lbs.

Ten Pack

UVBB1210-1	12"	10 lbs.
UVBB2410-1	24"	15 lbs.
UVBB3610-1	36"	20 lbs.
UVBB4810-1	48"	23 lbs.

Silver Corkbars

Model #	Size (L)	Weight
UVBB12-2	12"	8 oz.
UVBB24-2	24"	1 lb.
UVBB36-2	36"	1 1/2 lbs.
UVBB48-2	48"	2 lbs.

Ten Pack

UVBB1210-2	12"	8 lbs.
UVBB2410-2	24"	12 lbs.
UVBB3610-2	36"	16 lbs.
UVBB4810-2	48"	20 lbs.



Hard plastic push pins available for all corkboards. Choose either clear (UVPP100) or assorted colors (UVPP200). 100/box.



Sold in 10 packs.

Aluminum Framed Corkbars

- Great for mounting on chalkboards, markerboards, or any clean, smooth surface
- Save space and stay organized
- Place messages, notes, etc. in a highly visible area
- Self-sealing, natural cork
- Heavy-duty, satin aluminum frame
- 7/8"H x 5/16"D
- Cork Height: 5/8"

Model #	Size (L)	Weight
UVMR2	24"	8 oz.
UVMR4	48"	1 1/2 lbs.
UVMR6	72"	3 lbs.
UVMR8	96"	3 lbs.



Ticket Rail

Add this convenient display rail over a display board or anywhere information needs to be posted. Displayed material is held in place by internal rounded grippers while the ticket rail is secured horizontally against a surface, then easily removed once the rail is tipped at an angle. Ticket rails are designed with grey end caps and a self-adhesive backing. Custom sizes are available, please call for details.

- Anodized aluminum construction
- Includes 2 wall anchors and screws

Model #	Size	Weight
UVLSFTR85	8 1/2"L	5 oz.
UVLSFTR20	20"L	1 1/4 lbs.
UVLSFTR24	23 1/2"	1 3/4 lbs.
UVLSFTR40	40"	3 lbs.
UVLSFTR47	47 1/4"	3 3/4 lbs.




Vinyl Covered Corkboards

- Satin Anodized aluminum frame
- Washable, burlap textured vinyl surface
- Available in five contemporary colors
- Easy clean up with soap and water
- Durable textured surface accepts push pins, staples, or tape
- 1/2" depth

Model #	Size (W x H)	Weight
UV641VCB	36" x 24"	10 lbs.
UV642VCB	48" x 36"	16 lbs.
UV643VCB	60" x 36"	17 lbs.
UV644VCB	60" x 48"	22 lbs.
UV645VCB	72" x 36"	23 lbs.
UV646VCB	72" x 48"	24 lbs.
UV647VCB	96" x 48"	33 lbs.




See page 5-6 for more color options



Vinyl Colors

See pages 5-6 for more color options

Open Faced Corkboards



UV3631


UV3628



Plastic Framed Corkboards

- Choose a natural cork or fabric covered cork surface
- Built-in hangers for vertical or horizontal mounting
- Call for available colors (frames are available on a limited basis)
- 1" depth

Model #	Size (W x H)	Description	Weight
UV3628	20" x 16"	Natural Cork	5 lbs.
UV3631	22" x 28"	Natural Cork	8 lbs.
UV3750	20" x 16"	Fabric Covered	7 lbs.
UV3758	22" x 28"	Fabric Covered	10 lbs.



UV3750

UV3758

UV3750

UV3750

UV3750



UVTF2436PT

UVTF1824PT

UVTF1824PT

"Image" Painted Corkboards

- Perfect for posting reminders, messages, etc.
- Manufactured to match practically any interior
- Radius, commercial grade plastic frames
- Painted cork surface is self-sealing
- Factory mounted hangers allow horizontal or vertical mounting
- Choose from Slate Grey, Misty Blue, Sea Foam Green or Rose cork

Model #	Size (W x H)	Weight
UVTF1824PT	18" x 24"	3 lbs.
UVTF2436PT	24" x 36"	6 lbs.

Customize Any Board *Indicates standard option. No upcharge applies.



Frame Colors

Black Grey White Slate Blue Burgundy Putty



Cork Types (Upcharge)

Cork* Rubber Forbo



Painted Cork Colors

Slate Grey Misty Blue Sea Foam Green Rose

Open Faced Corkboards

Radius Aluminum Framed Corkboards

- Perfect for the classroom, office, or home
- Aluminum frame with rounded corners for safety
- Self-sealing cork surface holds pins and tacks
- Mounting hardware included

Model #	Size (W x H)	Weight
UV1824COA	24" x 18"	6 lbs.
UV2436COA	36" x 24"	8 lbs.
UV3648COA	48" x 36"	14 lbs.

UV1824COA



Cork Tiles

- Create your own bulletin board
- Light natural cork tiles
- Sold in packs of 4
- 1/8" depth

Model #	Size (L)	Weight
UV1212COTL	12" x 12"	2 lbs.


UV1212COTL
(Pack of 4)



Unframed Cork Panels

- Turn a plain wall into a useful bulletin board
- High quality, self-sealing cork
- 1/2" cork laminated to 7/16" fiberboard
- For indoor use only

Model #	Size (W x H)	Description	Weight
UV10848CI	96" x 48"	Full Sheet Corkboard	34 lbs.
UV5448CI	48" x 48"	Half Sheet Corkboard	20 lbs.
UVC15001	-	Cut Corkboard Panel	-
UV14CKF	100' x 4'	1/4" Full Cork Rolls	100 lbs.
UV14CKP	Per linear foot	1/4" Partial Cork Rolls	-



UVC15001

UV5448CI



Fabric Colors (Upcharge)




See page 5-6 for more color options

Open Faced Letterboards



UV1212A



UV1201UF with cherry finish

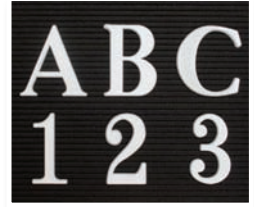


* New UV1201UF with photo header, light oak finish

Aluminum/Wood Framed Letterboards

- Choose either an aluminum or wood frame
- Black felt letterboard surface is standard
- Letter assortments sold separately
- For indoor use only
- Aluminum Frame color and wood stain options shown below

For changeable letter sets, please see pages 37-38

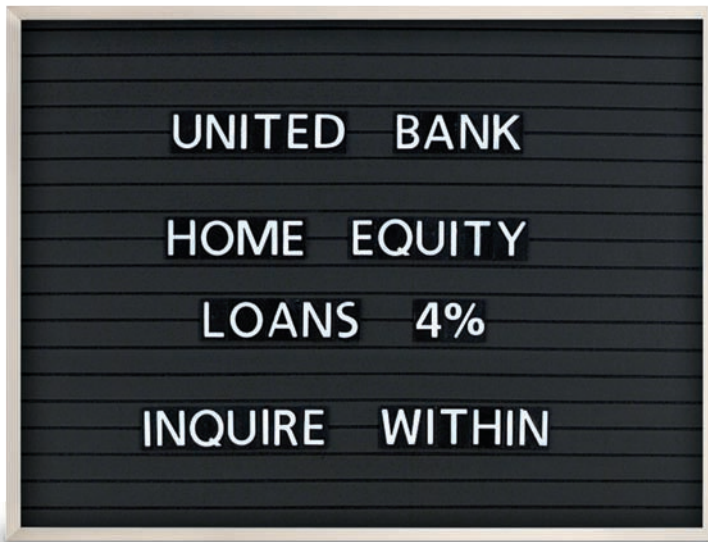


Aluminum Frame

Model #	Size (W x H x D)	Weight
UV1211A	18" x 24" x 3/4"	7 lbs.
UV1212A	24" x 36" x 3/4"	14 lbs.
UV1213A	30" x 36" x 3/4"	16 lbs.
UV1214A	48" x 36" x 3/4"	28 lbs.
UV1215A	72" x 48" x 3/4"	56 lbs.

Wood Frame

UV1201UF	18" x 24" x 3/4"	7 lbs.
UV1202UF	24" x 36" x 3/4"	13 lbs.
UV1203UF	30" x 36" x 3/4"	15 lbs.
UV1204UF	48" x 36" x 3/4"	25 lbs.
UV1205UF	72" x 48" x 3/4"	56 lbs.



UV979

Magnetic Changable letter Board

- Grooved Black magnetic surface
- Slotted surface for straight letter alignment
- Satin Anodized aluminum frame
- Letter set includes 128 characters



UV42305


Model #	Size (W x H)	Weight
UV979	18" x 24"	6 lbs.
UV980	24" x 36"	10 lbs.
UV981	48" x 36"	20 lbs.
UV42305	Magnetic Character Kit	10 lbs.

Customize Any Board

*Indicates standard option. No upcharge applies.



Wood Frame Colors



Walnut Light Oak Cherry

Open Faced Letterboards

Hingless Radius Profile Letterboard

Once these letterboards are surface mounted through the wall, the hingeless cover is easily hung and removed. The removable cover allows complete access to the board surface. The frame is captured at the top using a simple bracket, and then is secured at the bottom with a key lock.

- Satin Anodized Aluminum Frame
- Surface Mount

UV508LBD with Satin Frame and Green Felt Letterboard



UV508LBD with Black Frame and Black Felt

Model #	Size (W x H)	Viewable Area	Weight
UV506LBD	12" x 18"	9 1/2" x 15 1/2"	4 lbs.
UV507LBD	18" x 24"	15 1/2" x 21 1/2"	7 lbs.
UV508LBD	24" x 36"	21 1/2" x 33 1/2"	13 lbs.
UV509LBD	30" x 36"	27 1/2" x 33 1/2"	17 lbs.
UV510LBD	36" x 36"	33 1/2" x 33 1/2"	20 lbs.

"Image" Letterboards

- Display messages fashionably
- Radius, plastic frames
- Easy to clean plastic letterboard surface
- Letterboard available in Black
- Vertically mounted only with quick alignment ridges
- Letters sold separately

Model #	Size (W x H)	Weight
UVTL1824	18" x 24"	3 lbs.
UVTL2436	24" x 36"	6 lbs.




For changeable letter sets, please see pages 37-38



UVTL2436



Felt Colors



Black*

Burgundy

Blue

Green

Grey



Vinyl Colors



Licorice*

Grey

Barcelona Blue

Burgundy

Hunter Green

White

See pages 5-6 for more color options

Open Faced Letterboards



UVLP1620

Model #	Size (W x H)	Weight
UVLP1114	11" x 14"	8 oz.
UVLP1620	16" x 20"	12 oz.
UVLPC1114	11" x 14"	12 oz.
UVLPC1620	16" x 20"	1 lb.
UVLPC2228	22" x 28"	1 lb. 4 ozs.

Thermoformed Plastic Letterboard Panels

- Unframed panels offer true versatility
- Grooved every 3/16"
- Thermoformed surface easy to clean and maintain
- Available with cardboard back
- Ideal raw material for sign shops to build their own directories
- Largest size available: 22" x 28"
- Universal letters work best, see pages 37-38
- Only available in black



UVLP24L


Plastic Letter Panels

- Replace worn out letter panels in current frames
- Transform an unused wall or corkboard
- Available in Black plastic
- Economical panels easy to clean and maintain
- For indoor use only

Model #	Size (W x H)	Description	Weight
UVLP24L	24" x 35 3/4"	Loose Panels	1 lb.
UVLP24M	24" x 35 3/4"	Panels on Masonite	2 lbs.



UVHI1114



UVHI1620

Easel Not Included.
For Easels Please See Page 135-137

Open/Closed Letterboards

- Use boards for restaurants, offices, retail, or entertainment venues
- Create your own messages with an open/closed sign
- Mount on doors, walls, or even windows
- 3/4" letters, numbers, and symbols included
- 11" x 14" and 16" x 20" boards available in single or double sided
- Durable, high impact plastic is easy to clean
- Available with a Black Frame

Model #	Size (W x H)	Description	Weight
UVHI1114	11" x 14"	Single Sided	13 lbs.
UVHI1620	16" x 20"	Single Sided	28 lbs.
UVHI2228	22" x 28"	Single Sided	49 lbs.
UVHI1114D	11" x 14"	Double Sided	14 lbs.
UVHI1620D	16" x 20"	Double Sided	29 lbs.



UVOC10

Open/Closed Accessory

- Turn open faced boards into an open/closed sign
- Slides directly onto board
- 10" wide

Model #	Weight
UVOC10	12 oz.

Open/Closed Signs

Custom Sized Aluminum Framed Letterboard Panels

- Letterboard panels grooved every 1/4"
- Wide variety of colors in both felt (for indoor use) and vinyl (for outdoor use) available (Black and Licorice are standard)
- Panels sold by the square foot (maximum size is 72" W x 48" H)
- Please fax request with dimensions (W x H), and we will quote promptly.
- Available in Black, Burgundy, Blue, Green and Grey felt options
- Available in Licorice, Grey, Barcelona Blue, Burgundy, Hunter Green, and White Vinyl options



Model #	Description	Weight
UVFIC	Felt Letterboard-Specify Color	2 lbs.
UVVIC	Vinyl Letterboard-Specify Color	2 lbs.
UV1215A	72"W x 48"H Felt Letterboard Framed	56 lbs.
UV1215AVIN	72"W x 48"H Vinyl Letterboard Framed	56 lbs.
UD60400BL	72"W x 48"H Felt Letterboard Unframed	52 lbs.
UD60400VL	72"W x 48"H Vinyl Letterboard Unframed	52 lbs.

Neo-Lite Open Lighted Signs

- Let customers know you're open for business with illuminated signs
- Neo-lite signs use 2 fluorescent lamps and UV treated NEON inks for the brightest sign
- Aluminum molded frame for durability and flexibility
- Includes On/Off switch and hanging kit
- Business Hours Sign includes 54 hour inserts
- Custom logos and messages available, call for details



UV1422OPEN



UV1530OPENOV



UV1422BUSHRS

Model #	Size (W x H)	Description	Weight
UV1422OPEN	14" x 22"	Open Sign	7 lbs.
UV1530OPENOV	15" x 30"	Open Sign	7 lbs.
UV1422BUSHRS	14" x 22"	Business Hours Sign	10 lbs.

Mirroxy Open Lighted Signs

- Display that you're open or closed with the brightest signs
- Mirroxy signs use a mirrored reflector system with colored fluorescent lamps
- Signs use 14,000 lux that are more brilliant than NEON signs
- Bulbs available in White, Red, Blue, Pink, Yellow, or Green; please specify when ordering
- Additional sign faces available, call for details



UVM628, UVM1028, UVM1528



UVM1028OC - Open Lighted




UVM1028OC - Closed Lighted

Model #	Size (W x H)	Description	Weight
UVM628	6" x 28"	Open Sign	4 lbs.
UVM1028	10" x 28"	Open Sign	7 lbs.
UVM1528	15" x 28"	Open Sign	9 lbs.
UVM1028OC	10" x 28"	Open/Closed Sign	7 lbs.

Customize Any Board



Felt Colors



Black* Burgundy Blue Green Grey



Vinyl Colors



Licorice* Grey Barcelona Blue Burgundy Hunter Green White

See pages 5-6 for more color options

Open/Closed Signs



UV2400NS



Slide lever up or down to change from "open" to "closed."



Adheres to windows with four suction cups.

Open/Closed Sign

- Notify customers of office hours
- High density polyethylene construction
- Black plastic sign with eye catching bright Orange decals
- Built in letterboard
- Adheres to windows with four suction cups (included)
- 3/4" White Helvetica character set included



Decals in Spanish available.

Model #	Size (W x H)	Description	Weight
UV2400NS	14" x 12"	Open/Closed Sign	2 lbs.
UV2401	11" x 4"	Abierto/Cerrado Insert Sign	2 oz.



UV2400BLANK

Sign includes polyethylene signs, 8 sign faces, four suction cups, and a 3/4" White Helvetica character set.



Signs are easy to create! Simply attach the headers you require to the top panel, attach the suction cups, and you're set.

Create-Your-Own-Sign

- Notify customers of business hours, rooms availability, and more
- High density polyethylene construction
- Signs are Black with eye catching Orange wording
- Built in letterboard
- Adheres to windows with four suction cups (included)
- 3/4" White Helvetica character set included

"Thank You" is molded into the back of the sign to let customers know how much you appreciate their business.



Model #	Size (W x H)	Weight
UV2400BLANK	14" x 12"	2 lbs.

LED Letter Signs

- Create your own custom LED sign to brightly display your message
- Letter, numbers and symbols attach to a steel rod
- LED lighting consumes less energy and lasts longer
- Durable, yet lightweight for easy installation
- Available in Red, Green, Blue, or Amber
- Individual letters A-Z, numbers 0-9, and the \$ symbol available; please specify when ordering
- 5" high characters
- Please indicate word or phrase needed when ordering, and we'll cut the steel rods to length

Model #	Description
UVLEDLET	Letters, Numbers, and Symbol
UV1STKIT	First Line Kit for LED Characters
UVADDKIT	Additional Line Kits for LED Characters



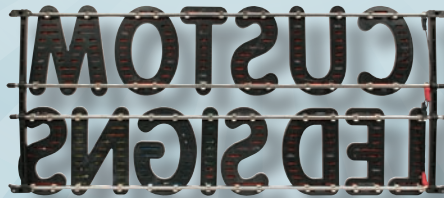
Characters available in Red, Green, Blue and Amber.



Create your own custom sign again and again with multiple letters.



Features metal clasps on the backside of each character.



Characters attach to steel rods with metal clasps.



LED Letters shine brightly.



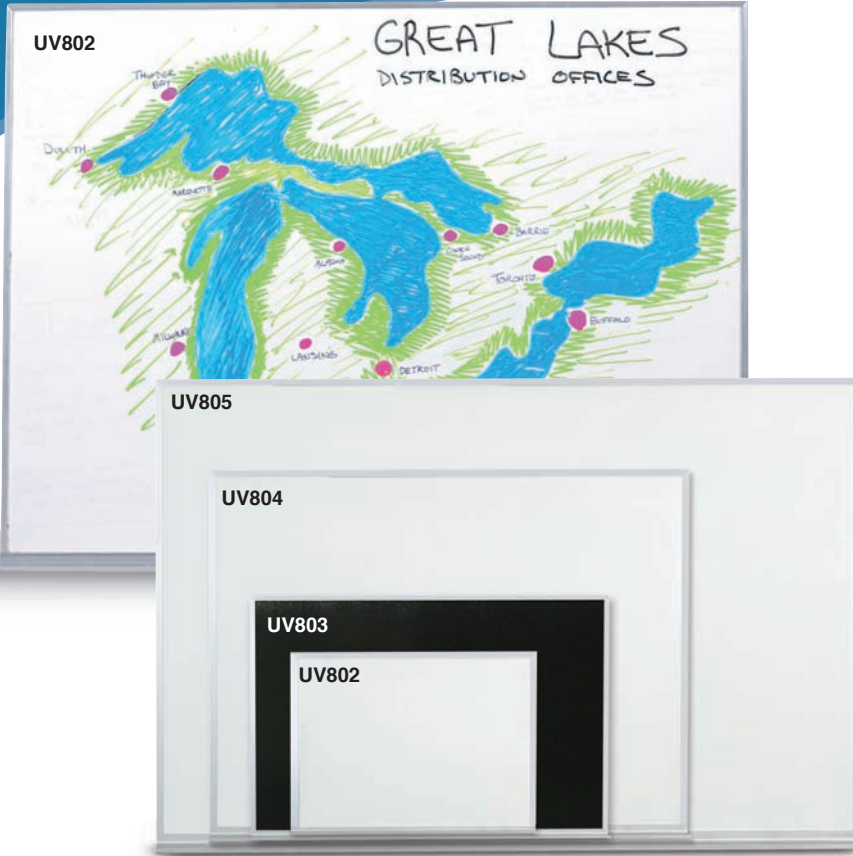
Great for displaying your message during the day and night.



UL Listed

Open Faced Dry/Wet Erase Boards

Melamine



UV803 shown with Black Wet Erase Melamine.

Aluminum Framed Dry/Wet Erase Boards

- Economic alternative to porcelain on steel boards
- Satin Anodized aluminum frame
- Marker tray and factory mounted hangers included
- Recommended for light duty
- Choose wet erase markers for Black Porcelain on Steel or Melamine
- Choose dry erase markers for White Porcelain on Steel or Melamine
- ¼" depth

Model #	Size (W x H)	Weight
UV800	12" x 36"	6 lbs.
UV801	24" x 18"	5 lbs.
UV802	36" x 24"	7 lbs.
UV803	48" x 36"	14 lbs.
UV804	60" x 36"	17 lbs.
UV805	72" x 48"	27 lbs.
UV806	96" x 48"	40 lbs.




Included protective end caps.



Oak Framed Dry/Wet Erase Boards

- Solid oak frames with natural finish
- Tacked corners for added strength
- Recommended for light duty use
- Choose wet erase markers for Black Porcelain on Steel or Melamine
- Choose dry erase markers for White Porcelain on Steel or Melamine
- Marker trays available soon - please call for details
- ¾" depth

Model #	Size (W x H)	Weight
UV829	12" x 36"	7 lbs.
UV830	24" x 18"	5 lbs.
UV831	36" x 24"	8 lbs.
UV832	48" x 36"	15 lbs.
UV833	60" x 36"	18 lbs.
UV834	72" x 48"	28 lbs.
UV835	96" x 48"	45 lbs.




UV834 shown with Black Wet Erase Melamine.

Customize Any Board

*Indicates standard option. No upcharge applies.



Wood Frame Finishes



Walnut Light Oak Cherry Black White Green



Dry Erase Options (Upcharge)



White Porcelain on Steel* White Melamine Black Porcelain on Steel Black Melamine

Open Faced Dry/Wet Erase Boards

Porcelain on Steel

Porcelain On Steel Dry/Wet Erase Boards


- Heavy-duty magnetic dry erase surface
- Choose ½" Aluminum or 1" hardwood frame
- White porcelain enamel baked onto a steel surface
- Dry erase markers glide smoothly and erase with no ghosting
- Aluminum framed boards feature a marker tray
- For markers, please see page
- Black dry erase boards require wet erase markers & board cleaner

Aluminum Framed

Model #	Size (W x H)	Weight
UV816P	36" x 24"	7 lbs.
UV817P	48" x 36"	33 lbs.
UV818P	60" x 36"	41 lbs.
UV819P	72" x 48"	57 lbs.
UV820P	96" x 48"	73 lbs.

Hardwood Framed

UV841	36" x 24"	8 lbs.
UV842	48" x 36"	33 lbs.
UV843	60" x 36"	41 lbs.
UV844	72" x 48"	57 lbs.
UV845	96" x 48"	73 lbs.



Included protective end caps.


Frame Styles



1" Hardwood Frame



½" Aluminum Frame



UV843 shown with Black Porcelain on Steel.



UV816P shown with Black Porcelain on Steel.

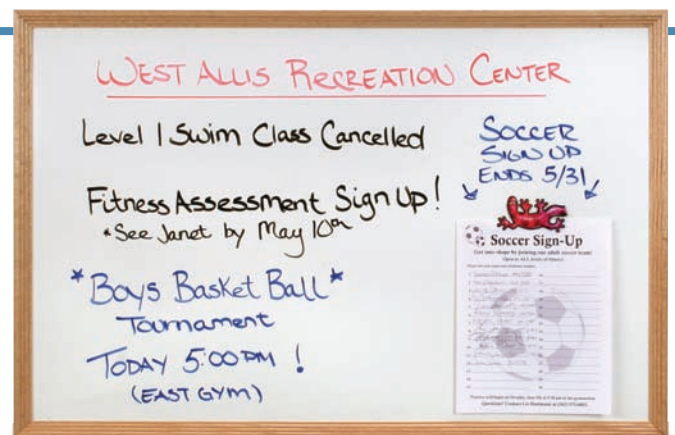
Decorative Hardwood Framed Porcelain On Steel Dry Erase Boards

- Heavy-duty magnetic dry erase surface
- Decorative 1" beveled frame for a refined look
- White porcelain enamel baked onto a steel

Model #	Size (W x H)	Weight
UV841DC	36" x 24" x ¾"	8 lbs.
UV842DC	48" x 36" x ¾"	33 lbs.
UV843DC	60" x 36" x ¾"	41 lbs.
UV844DC	72" x 48" x ¾"	57 lbs.
UV845DC	96" x 48" x ¾"	73 lbs.




Decorative Hardwood Frame



UV841DC




Aluminum Frame Colors (Upcharge)



Black Gold Bronze Satin* White

Map Rails

2" Map Rail



U76


U76FH

U76M

U76RB

U74ES

1" Map Rail



U51C

U51RB

U51FH

U51M

U51ES

Mount Map Rails independently of marker boards or in unison. Map Rails can be surface mounted and the ends concealed with plastic caps.

Map Rails & Accessories

These convenient Map Rails offer additional display options for your classrooms, allowing you to hang artwork, classroom news and more. Map rail and map rail accessories are sold separately.

Economy 1" Map Rail & Accessories

- 1" wide Aluminum rail with $\frac{5}{8}$ " tan cork insert
- Recessed screw guides for easy installation
- No counter sinking or eyelets required
- Angled design to keep inserts in place
- Rail available in 6', 8', 10', 12' and 16' lengths
- Weighs approx. $\frac{1}{4}$ lb. per linear foot

Model #	Description	Rail Size
U51D	Display Rail (with Cork Insert)	1"
U51C	Plastic Map Hooks	1"
U51M	Metal Map Hooks	1"
U51RB	Roller Brackets	1"
U51FH	Flag Holders	1"
U51ES	End Caps	1"

Deluxe 2" Map Rail & Accessories

- 2" wide Aluminum rail with $1\frac{5}{8}$ " tan cork insert
- Must be screwed directly to wall
- Recessed screw guides for easy installation
- Furnished with $1\frac{1}{2}$ " pan head screws
- Rail available in 6' 3", 8' 6", 12' 6" and 17' lengths
- Weighs approx. $\frac{1}{2}$ lb per linear foot


Model #	Description	Rail Size
U74D	Display Rail (with Cork Insert)	2"
U76	Plastic Map Hooks	2"
U76M	Metal Map Hooks	2"
U76RB	Roller Brackets	2"
U76FH	Flag Holders	2"
U74ES	End Caps	2"

Decorative Wood Framed Boards & Chalk Rails

Decorative Wood Framed Dry Erase Boards

- Decorative bevelled frame for a refined look
- Solid hardwood frames with three stain options
- White, melamine, non-magnetic surface
- Recommended for regular duty use
- ¾" depth, 1" wide profile

Model #	Size (W x H)	Weight
UV829DC	12" x 36"	7 lbs.
UV830DC	24" x 18"	5 lbs.
UV831DC	36" x 24"	8 lbs.
UV832DC	48" x 36"	15 lbs.
UV833DC	60" x 36"	18 lbs.
UV834DC	72" x 48"	28 lbs.
UV835DC	96" x 48"	45 lbs.



UV831DC
Shown in Light Oak Stain

Chalk Rails

Our high-quality Chalk Rails are constructed of durable extruded aluminum with a satin anodized finish. Choose between our standard chalk rail and our hollow chalk rail. Both are designed with a deep U-channel for attaching to most style boards.

- Pre-attached if ordered with a board
- Easily slide under boards and lock into place with U-channel design



UVSC01
Chalk Rail installed on dry erase board with UVS01CE End Caps



Installing Cast Ends on a Hollow Chalk Rail

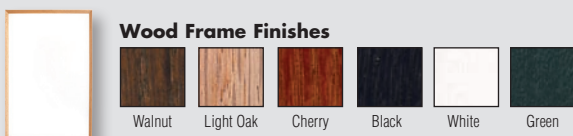


Model #	Description	Standard Length	Weight
UVSC01	Standard Chalk Rail	16' - 20' - 24'	100 lbs.
UVSC01CE	Cast Ends for Standard Chalk Rail	-	¼ lbs.
UVHC01	Hollow Chalk Rail	16' - 20' - 24'	100 lbs.
UVHC01CE	Cast Ends for Hollow Chalk Rail	-	¼ lbs.



UVHC01
Hollow Chalk Rail with UVHC01CE Cast End Caps


Customize Any Board



Wood Frame Finishes

- Walnut
- Light Oak
- Cherry
- Black
- White
- Green

Open Faced Dry Erase Boards



UV1824MBMGA

Radius Aluminum Framed Dry Erase Boards

- Great addition to the classroom, home, or office
- Magnetic dry erase surface
- Aluminum frame with radius corners
- Marker tray included and ships folded up to reduce damage during transit
- Mounting hardware included
- Stock items - cannot be customized

Model #	Size (W x H)	Weight
UV1824MBMGA	24" x 18"	5 lbs.
UV2436MBMGA	36" x 24"	7 lbs.
UV3648MBMGA	48" x 36"	14 lbs.

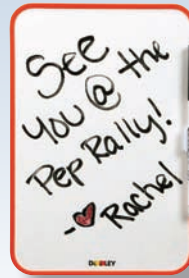


UV912MDBU

Double Sided Lapboard

- Great for the classroom
- Blank on one side/penmanship lines on the other
- Dry erase marker included
- Stock item - cannot be customized

Model #	Size (W x H)	Weight
UV912MDBU	9" x 12"	2 lbs.



UV609MBVP

Locker Board

- Perfect for lockers or filing cabinets
- High-quality melamine surface erases without raising dust
- Hangs vertically or horizontally
- Dry erase marker and mounting hardware included
- Vinyl frame available in Black, Red, Blue, Green, White, or Orange
- Sold 12 per package

Model #	Size	Weight
UV609MBVP	6" x 9"	3 lbs.



UV8499-20
Milan Frame -
14" x 9"



UV8500-20
Madrid Frame -
14" x 9"



UV8498-20
Prague Frame -
11" x 9"



UV8497-20
Day Planner -
11" x 9"

Removable/Repositionable Dry Erase Boards


- Leave messages in kitchens, offices, dorm rooms, and more
- Boards self stick to any clean, flat surface
- Remove and reposition boards multiple times
- Boards do not leave an adhesive residue behind
- Erases with soft cloth or tissue
- Sold in 20 packs; assorted carton includes 20 each of all 4 styles

Model #	Size (W x H)	Description
UV8500-20	14" x 9"	Madrid Frame
UV8499-20	14" x 9"	Milan Frame
UV8498-20	11" x 9"	Prague Frame
UV8497-20	11" x 9"	Day Planner
UV8501	-	Assorted Carton

Open Faced Dry Erase Boards



UVVM1622



UVVM711



UVVM1117

Portable Magnetic Dry Erase Boards

- Use in the classroom as a fun interactive tool for learning
- Extremely lightweight, yet durable enough to handle daily use
- Reusable boards help save cost of paper
- Radius corners with a Black or White vinyl frame
- Magnetic dry erase surface
- Dry erase marker with eraser clips to board or held by magnet on cap
- Use on doors, appliances, and lockers as an easy, convenient spot for notes



Additional Markers sold on page 96.

Model #	Size (W x H)	Weight
UVVM69	6" x 9"	1 lb.
UVVM711	7" x 11"	1 lb.
UVVM1117	11" x 17"	1 lb.
UVVM1622	16" x 22"	2 lbs.



Great for Classrooms, Lockers, Doors, and much more!



Encourages Interaction!



Use with Magnetic Letters!




Ideal for Lockers.


Open Faced Dry Erase Boards



UVTF2436BD



UVTF1824BD




UVTF1824DE


"Image" Dry Erase Boards

- Stay organized with style
- Available in White or Black dry erase board
- Durable melamine surface
- Plastic frames features a sleek, radius design
- Factory mounted hangers include quick alignment ridges
- Hang horizontally or vertically
- Choose Wet Erase Markers for White or Black boards
- Dry Erase Markers work on White Melamine only

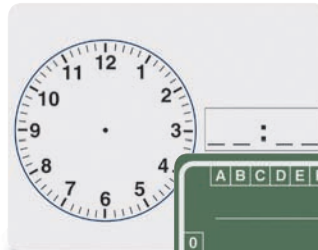
Model #	Size (W x H)	Description	Weight
UVTF1824DE	18" x 24"	White Dry Erase Board	8 lbs.
UVTF1824BD	18" x 24"	Black Dry Erase Board	8 lbs.
UVTF2436DE	24" x 36"	White Dry Erase Board	6 lbs.
UVTF2436BD	24" x 36"	Black Dry Erase Board	6 lbs.



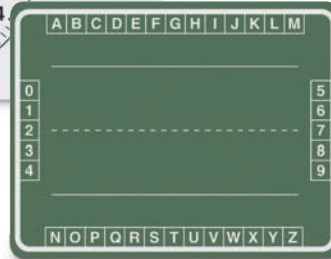
UV912PCHG



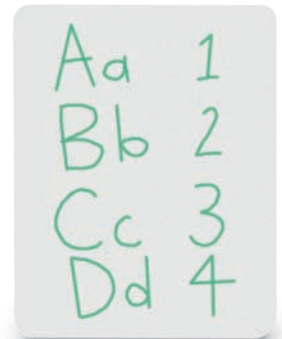
UV912PDEW




UV912CDEW




UV912ACHG



UV912DEW



UV9123PCHG



UV912GDEW

Model #	Description	Weight
UV912CHG	Plain Green Chalkboard	8 oz.
UV912DEW	Plain White Dry Erase Board	8 oz.
UV912PCHG	Penmanship Green Chalkboard	8 oz.
UV912PDEW	Penmanship White Dry Erase Board	8 oz.
UV912MCHG	Musical Green Chalkboard	8 oz.
UV912MDEW	Musical White Dry Erase Board	8 oz.
UV912GCHG	Grid Green Chalkboard	8 oz.
UV912GDEW	Grid White Dry Erase Board	8 oz.
UV912CCHG	Clock Green Chalkboard	8 oz.
UV912CDEW	Clock White Dry Erase Board	8 oz.
UV9123PCHG	3 Penmanship Line Green Chalkboard	8 oz.
UV9123PDEW	3 Penmanship Lines White Dry Erase Board	8 oz.
UV912ACHG	Alphabet Boxes Green Chalkboard	8 oz.
UV912ADEW	Alphabet Boxes White Dry Erase Board	8 oz.

Writing Practice Lapboards

- Make learning easy and fun
- Lightweight lapboards with rounded corners
- Easy to clean/erase
- Choose Green Chalk surface or White Dry Erase surface
- All boards are 9" x 12" x 1/8"D

Dry Erase Accessories

Dry Erase Accessories

- **UV1776** - Standard markers feature 4 basic colors and wipe off easily
- **UVWEP5** - Fluorescent markers great for Black Dry Erase Boards, erases with a damp cloth and includes 5 colors
- **UV310PM** - Dry erase markers feature an eraser and magnet on each cap; available in 4 colors
- **UV1776E** - Soft pile, eraser collects dust and marker residue
- **UV1776C** - Pump spray cleaner removes ghosting, grease, dirt, and stains with a clean dry cloth
- **UVDWE** - Squeegees clip onto dry erase markers and cleans dry erase boards with no mess
- **UV1776KIT** - Kit includes standard markers, eraser, and cleaner



UV1776C
Cleaner

UV1776
Dry Erase Markers

UV1776E
Eraser

UV1776KIT

Model #	Description	Weight
UV1776	4 Dry Erase Markers	4 oz.
UVWEP5	Bright Wet Erase Markers	5 oz.
UV310PM	4 Dry Erase Markers with Eraser	5 oz.
UV1776E	Eraser	6 oz.
UV1776C	Cleaner	12 oz.
UVDWE	Squeegees	4 oz.
UV1776KIT	Dry Erase Kit	1 lb.



UVWEP5
Fluorescent
Wet Erase Markers



UV310PM
Dry Erase Markers with
Attached Eraser



UVDWE
Squeegees

Magnetic Cardholders and Inserts

Holders

- Flexible cardholder track
- Available in 12" strips
- 10 per set

Inserts

- 10-8½" x 11" perforated sheets per set
- Choice of 5 colors: White, Lime, Yellow, Blue, or Salmon
- Takes from 2 to 8 lines of typed copy

Cardholders

Model #	Size
UVC1	½"
UVC78	1"
UVC134	1¾"

Inserts

Model #	Size
UVI38	½"
UVI1316	1"
UVI158	1¾"



UVC1 with UVI38

Magnetic Accessories

UVI2 & UVA3

- Great as learning tools for schools or as indicators for offices
- Injection molded magnet
- Available in five colors: White, Red, Yellow, Blue, or Black
- Sold in sets of 20

UVDRM

- Hard plastic cover
- 1¼" diameter
- Sold in 6 pack of assorted colors



UVA3
Arrow


Model #	Description	Weight
UVI2	¾" Indicator	1 lb.
UVA3	1" Arrow	1 lb.
UVDRM	Round Magnets - 6 Pack	1 lb.



UVDRM
Round Magnets



UVI2
Square




UVI2
Circle

Open Faced Chalkboards



UV1228MO



UV501402
12 Stick White Chalk



UV1223MA



UV1232PSK



UVMB800REVC
Optional Mounting
Hardware Kit

Economy Chalkboards

- Economical substitution for porcelain chalkboards
- Non-magnetic chalkboard surface (choose either Green or Black)
- Choose either a Satin Anodized aluminum or a stained oak frame
- Aluminum framed boards feature a full-length aluminum chalk tray; wood do not
- Durable enough for daily use



UVBE2010
Felt Eraser

Aluminum Framed

Model #	Size (W x H x D)	Weight
UV1220MA	24" x 18" x 3/8"	10 lbs.
UV1221MA	36" x 24" x 3/8"	12 lbs.
UV1222MA	48" x 36" x 3/8"	25 lbs.
UV1223MA	72" x 48" x 3/8"	50 lbs.
UV1224MA	96" x 48" x 3/8"	65 lbs.

Oak Framed

UV1225MO	24" x 18" x 3/4"	10 lbs.
UV1226MO	36" x 24" x 3/4"	12 lbs.
UV1227MO	48" x 36" x 3/4"	25 lbs.
UV1228MO	72" x 48" x 3/4"	50 lbs.
UV1229MO	96" x 48" x 3/4"	65 lbs.

Porcelain On Steel Chalkboards

- Great for posting and writing messages
- Magnetic chalkboard surface
- Available in Green or Black surface
- Choose either a 1/2" aluminum or 1" hardwood frame
- Built with porcelain enamel baked on to steel backing
- Easy to clean with soap and water
- Full length chalk rail included on aluminum framed boards

Aluminum Framed

Model #	Size (W x H x D)	Weight
UV1230PSA	24" x 36" x 5/8"	16 lbs.
UV1232PSA	48" x 36" x 5/8"	29 lbs.
UV1248PSA	48" x 48" x 5/8"	36 lbs.
UV1238PSA	60" x 48" x 5/8"	49 lbs.
UV1240PSA	72" x 48" x 5/8"	55 lbs.
UV1242PSA	96" x 48" x 5/8"	70 lbs.
UV1244PSA	120" x 48" x 5/8"	91 lbs.
UV1246PSA	144" x 48" x 5/8"	110 lbs.
UVMB800REVC	Mounting Kit	1 lb.

Hardwood Framed

Model #	Size (W x H x D)	Weight
UV1230PSK	24" x 36" x 7/8"	17 lbs.
UV1232PSK	48" x 36" x 7/8"	30 lbs.
UV1248PSK	48" x 48" x 7/8"	41 lbs.
UV1238PSK	60" x 48" x 7/8"	51 lbs.
UV1240PSK	72" x 48" x 7/8"	57 lbs.
UV1242PSK	96" x 48" x 7/8"	73 lbs.
UV1244PSK	120" x 48" x 7/8"	95 lbs.
UV1246PSK	144" x 48" x 7/8"	115 lbs.

Open Faced Planner Boards

Dry Erase Calendars

- Save money and the environment with Dry Erase Calendars
- Mark important dates for each month
- Dry Erase marker included with both boards
- Mount using easy self-adhesive strips

Model #	Size (W x H)	Weight
UV1117CALV	17" x 11"	1 lb.
UV1622CALV	22 1/2" x 16 1/2"	1 lb.




Purple Frame



Black Frame



UV1117CALV
Red Frame




UV1622CALV
Blue Frame

Magnetic Dry Erase Calendar

- Keep track of important dates each month
- Save money and the environment with the reusable calendar board
- Magnetic surface holds magnets to mark certain dates
- Two magnets included
- Surrounded by an attractive wood frame

Model #	Size (W x H)	Weight
UV1824CALMG	24" x 18"	3 lbs.

UV1824CALMG



Weekly Magnetic Dry Erase Calendar


- Keep track of a schedule one week at a time
- Set includes four weekly strips that interlock with each other
- Strips attach to any metal surface with magnets
- Feature Monday - Friday first, with Saturday and Sunday indented
- Dry erase marker included

Model #	Size (W x H)	Weight
UV1414WOW	14" x 14"	1 lb.

UV1414WOW




Open Faced Planner Boards



UV32CALP
Calendar Board



UV43PRYP
Prayer Board



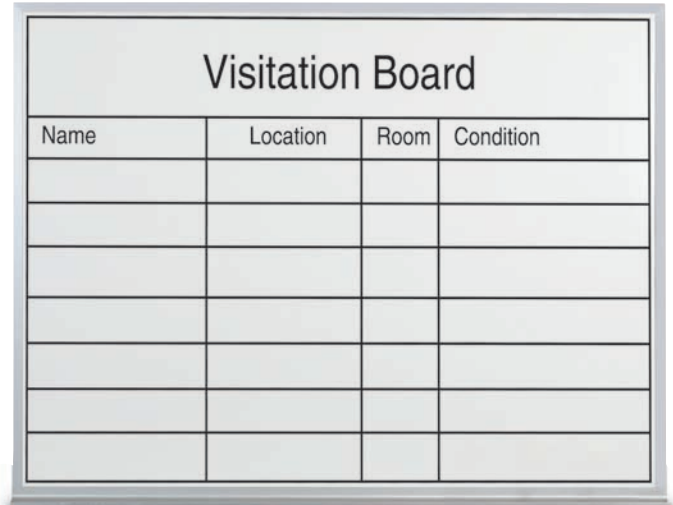
UV43GRIP
Grid Board

Planner Boards

- Available in a magnetic porcelain dry erase surface or non-magnetic melamine surface
- Satin Anodized aluminum frame
- Includes bold Black graphics
- Factory installed mounting hangers
- ¼" depth for melamine; 1½" depth for porcelain




UV32PALP
In/Out Planner Board



UV43VISP
Visitation Board

		<i>Melamine</i>		<i>Porcelain</i>	
Model #	Model #	Size (W x H)	Description	Weight	Weight
UV32CALM	UV32CALP	36" x 24"	Calendar Board	12 lbs.	26 lbs.
UV32PALM	UV32PALP	36" x 24"	In/Out Planner Board	12 lbs.	26 lbs.
UV32GRIM	UV32GRIP	36" x 24"	Grid Board	12 lbs.	26 lbs.
UV32VISM	UV43VISP	48" x 36"	Visitation Board	25 lbs.	45 lbs.
UV43PRYM	UV43PRYP	48" x 36"	Prayer Board	25 lbs.	45 lbs.
UV43GRIM	UV43GRIP	48" x 36"	Grid Board	25 lbs.	45 lbs.

Open Faced Planner Boards



UV1824IOB

Image In/Out Board

- Display personnel who are present or absent
- Dry erase magnetic surface
- Plastic radius frame
- Factory installed hangers include quick alignment ridges
- Vertical mount only

Model #	Size (W x H x D)	Weight
UV1824IOB	18" x 24" x 1"	5 lbs.
UVI2	3/4" Circle Indicator	1 lb.



UV1013IOB

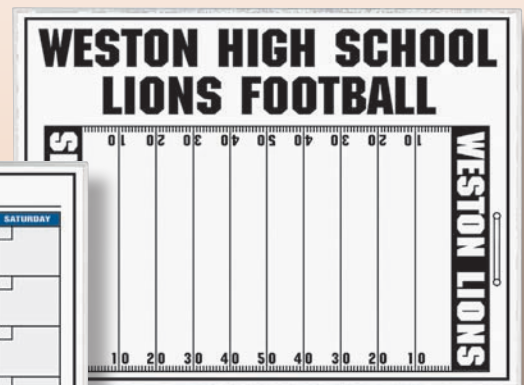

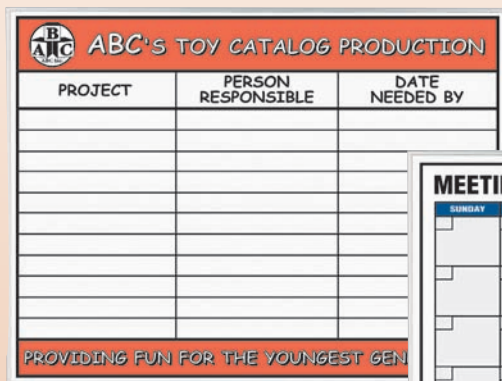
Magnetic In/Out Board

- Keep track of employee whereabouts
- Magnetic dry erase surface
- Attractive Black plastic frame
- Marker included

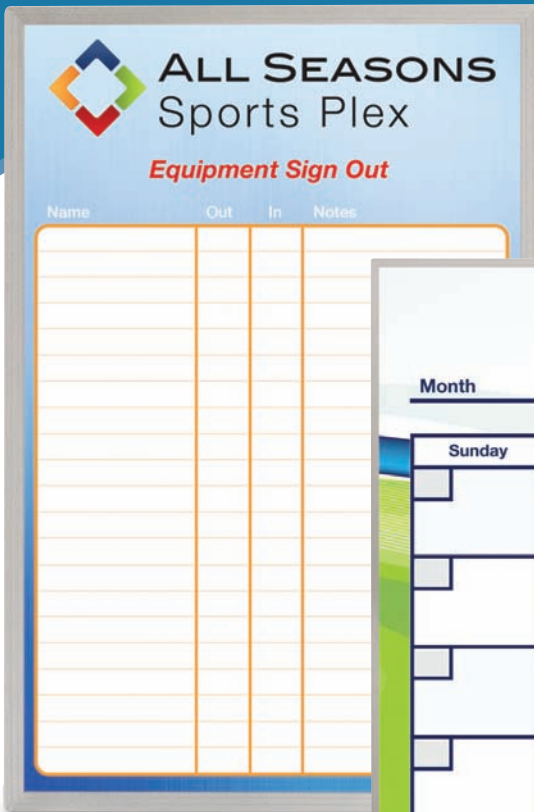
Model #	Size (W x H)	Weight
UV1013IOB	11" x 14"	3 lbs.

Custom Dry Erase Silkscreening

Get organized by creating your own grid, chart, calendar, or other diagrams. Our Silkscreening Department can produce your design and colors on our Dry Erase Boards. Please provide your design and print quantity for a prompt quote. We can assist you with production of your design for an additional charge. Typical leadtime is approx. 6 weeks. Typical designs are 1 or 2 colors and require at least a 50-piece minimum to be cost-effective based on preparation and press charges, but we are pleased to quote any project. Maximum size is 48" x 36".



Sublimated Metal Dry/Wet Erase Boards



UV1218SB
Aluminum Board with Sublimated Graphics

UV3648SBS
Steel Board with Sublimated Graphics




Sublimated Metal Dry/Wet Erase Boards

Create high-quality custom boards with our unique and advanced sublimation process. The process of sublimation allows custom designs to penetrate the board surface, adding to its overall longevity. All designs are created with our 4-color printing process and offer a great alternative to standard screened boards. We offer two convenient surface options — steel for a magnetic board option, or lightweight aluminum, ideal for lapboard applications. Boards are backed with MDF and framed in aluminum. Chalk rails can also be added. Please call for more information on custom ordering. Small quantities can be created, however price reductions are more realistic with larger quantities.

- This option is quoted separately from the sublimated boards
- Steel or Aluminum board surface

Model #	Size (W x H)	Viewable Area	Weight	Surface
UV1218SB	18" x 12"	17 ³ / ₄ " x 11 ³ / ₄ "	1 lb.	Aluminum
UV2436SB	36" x 24"	35 ³ / ₄ " x 23 ³ / ₄ "	3 lbs.	Aluminum
UV3648SB	48" x 36"	47 ³ / ₄ " x 35 ³ / ₄ "	5 lbs.	Aluminum
UV1218SBS	18" x 12"	17 ³ / ₄ " x 11 ³ / ₄ "	3 lbs.	Steel
UV2436SBS	36" x 24"	35 ³ / ₄ " x 23 ³ / ₄ "	5 lbs.	Steel
UV3648SBS	48" x 36"	47 ³ / ₄ " x 35 ³ / ₄ "	7 lbs.	Steel

Customize Any Board *Indicates standard option. No upcharge applies.

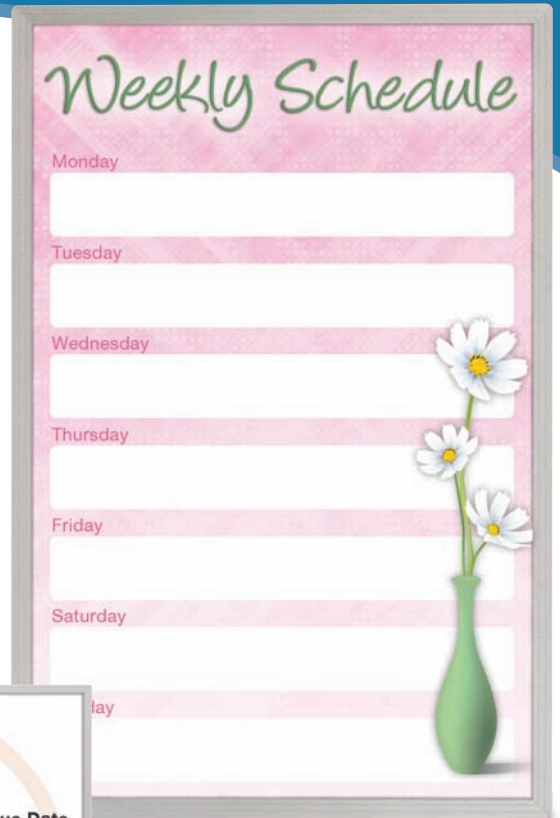


Digitally Printed/Sublimated Boards

Digitally Printed/Sublimated Dry Erase Boards

These entirely customizable dry erase boards can be created in a variety of sizes and any quantity. Boards are sublimated on a melamine surface or digitally printed on close cell foam boards then laminated with dry erase film.


Model #	Size (W x H)	Viewable Area	Weight
UV1812DP	18" x 12"	17 ³ / ₄ " x 11 ³ / ₄ "	1 lb.
UV1218DP	12" x 18"	11 ³ / ₄ " x 17 ³ / ₄ "	1 lb.
UV2436DP	24" x 36"	23 ³ / ₄ " x 35 ³ / ₄ "	3 lbs.
UV3624DP	36" x 24"	35 ³ / ₄ " x 23 ³ / ₄ "	3 lbs.
UV4836DP	48" x 36"	47 ³ / ₄ " x 35 ³ / ₄ "	7 lbs.
UV3648DP	36" x 48"	35 ³ / ₄ " x 47 ³ / ₄ "	7 lbs.



UV1218DP




UV3648DP



UV3648DP

Closed cell foam boards are not typically framed, as they are used as dry erase in P.O.P displays. Melamine Sublimated Boards with aluminum frames and a chalk tray can be added for an upcharge.


Open Faced Easy Tack Boards



Aluminum Framed Easy Tack Boards

- Great for posting notes and messages at home or the office
- Satin Anodized aluminum frame
- Self-adhesive fabric surface
- Factory mounted hangers included
- For indoor use only
- 5/8" depth

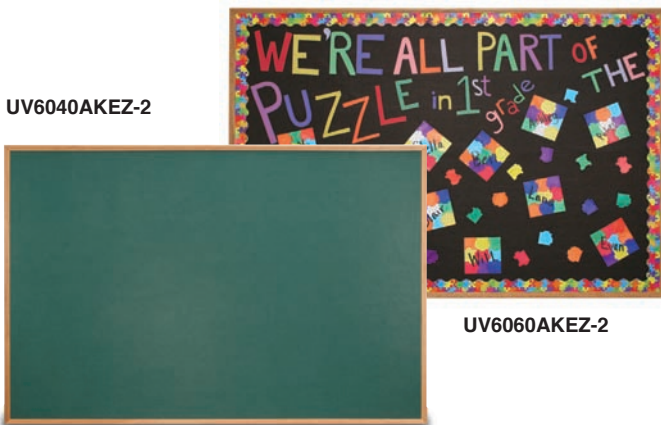
Model #	Size (W x H)	Weight
UV640AEZ	24" x 18"	6 lbs.
UV641AEZ	36" x 24"	8 lbs.
UV642AEZ	48" x 36"	14 lbs.
UV643AEZ	60" x 36"	15 lbs.
UV644AEZ	60" x 48"	20 lbs.
UV645AEZ	72" x 36"	21 lbs.
UV646AEZ	72" x 48"	22 lbs.



Hardwood Framed Easy Tack Boards

- Perfect for schools, offices, or the home
- Solid oak frame with natural finish
- Self-adhesive fabric surface
- For indoor use only
- Choose from three stain finishes
- 3/4" depth, 1" profile width

Model #	Size (W x H)	Weight
UV601OAKEZ	24" x 18"	6 lbs.
UV602OAKEZ	36" x 24"	8 lbs.
UV603OAKEZ	48" x 36"	14 lbs.
UV604OAKEZ	60" x 36"	17 lbs.
UV605OAKEZ	60" x 48"	20 lbs.
UV606OAKEZ	72" x 36"	21 lbs.
UV607OAKEZ	72" x 48"	26 lbs.



Decorative Framed Easy Tack Boards

- Decorative bevelled frame for a refined look
- Hardwood frames with Light Oak, Walnut or Cherry stain finish
- Self-adhesive fabric surface
- For indoor use only
- 3/4" depth

Model #	Size (W x H)	Weight
UV6010AKEZ-2	24" x 18"	6 lbs.
UV6020AKEZ-2	36" x 24"	8 lbs.
UV6030AKEZ-2	48" x 36"	14 lbs.
UV6040AKEZ-2	60" x 36"	17 lbs.
UV6050AKEZ-2	60" x 48"	20 lbs.
UV6060AKEZ-2	72" x 36"	21 lbs.
UV6070AKEZ-2	72" x 48"	26 lbs.

Customize Any Board *Indicates standard option. No upcharge applies.




Aluminum Frame Colors (Upcharge)



Black Satin*



Wood Frame Finishes



Walnut Light Oak Cherry


Open Faced Easy Tack Boards



Easy Tack boards will not leave residue on display items (lamination recommended).



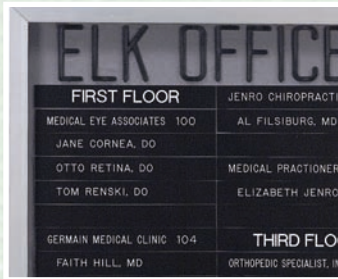
Quick and easy to rearrange display items.




Simply place your display item and it will adhere.

Easy Tack Instructions

Non-permanent self-adhesive fabric will hold pictures, menus, notes, reminders, brochures, art and more...the uses are endless! After removing plastic liner from fabric, simply place display items on self stick fabric and it will hold. To remove items, gently pull items away from the fabric. Recommended for indoor use. To clean, simply run a lint roller over fabric or dab with tape. To hang larger articles, we recommend laminating items first.



Fabric adhesive will hold your display item secure until you remove them.



Adhesive fabric holds any lightweight display item.



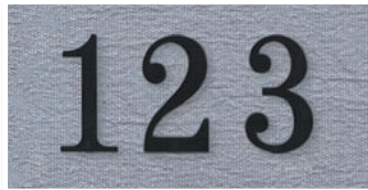
Gothic



Roman



Gothic



Roman

Tabless Letters and Numbers

- Smooth back binds to easy tack fabric
- Choose Roman or Gothic font
- Available in Black or White (please specify)
- Call for character breakdowns and availability



For Easy Tack Boards only.

Gothic Characters

Letters Model #	Numbers Model #	Size	Letter Characters	Number Characters
UV100A	UV101A	1/4"	148	68
UV102A	UV104A	1/2"	148	68
UV108A	UV110A	3/4"	148	68
UV111A	UV113A	1"	148	68
UV117A	UV119A	1 1/2"	164	68
UV120A	UV122A	2"	160	68
UV126A	UV128A	3"	146	68

Roman Characters

Letters Model #	Numbers Model #	Size	Letter Characters	Number Characters
UV208A	UV210A	3/4"	173	73
UV211A	UV213A	1"	170	75
UV217A	UV219A	1 1/2"	99	75
UV220A	UV222A	2"	81	54
UV226A	UV228A	3"	84	33



Easy Tack Fabric



Open Faced Easy Tack Boards

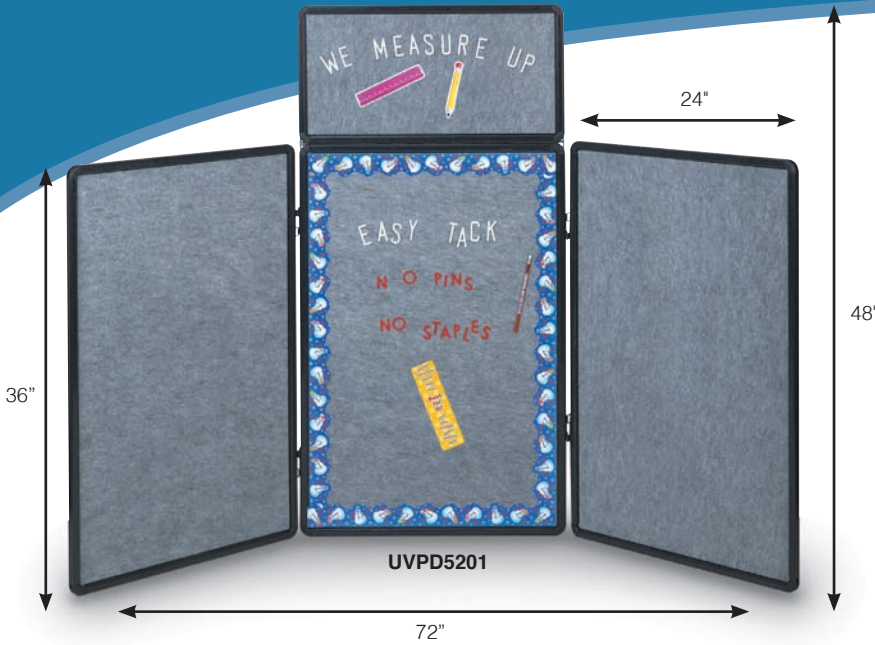
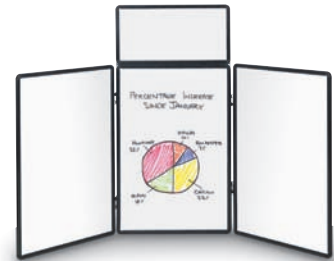


Table Top Displays

- Display information, promotions and more
- Take the display to meetings, conventions, and seminars
- Innovative Easy Tack fabric on one side holds anything lightweight
- Dry erase panel on other side
- Four panels provide 36 square feet surface
- Display folds into a compact unit
- Frame available in Black only
- Keep plastic cover to protect fabric in transport
- Custom surfaces available in the same board – please call for inquiries

Case Dimensions:

- 24"W x 36"H main panel
- 24"W x 12"H header panel



Back side of display features a dry erase board for additional message space.



Display folds down for transport.



UVPDBAG

Optional Transport Bag is available with all displays.

Model #	Size (W x H)	Description	Weight
UVPD5200	72" x 36"	3 Panel Display	27 lbs.
UVPD5201	72" x 48"	4 Panel Display	30 lbs.
UVPDBAG	39"W x 27"H x 8"D	Optional Transport Bag	2 lbs.



UVDT100



Display Table

- Table is perfect for displaying items at conferences, shows, and seminars
- Folds in half for easy transport and storage
- Heavy duty handle for transport
- Reinforced steel legs and polypropylene tabletop
- Available in Black only

Model #	Set Up Size (W x H x D)	Folded Size (W x H x D)	Weight
UVDT100	72" x 29" x 30"	36" x 30" x 6 1/2"	50 lbs.

Customize Any Board



Open Faced Easy Tack Boards

Freestanding Portable Displays

- Make presentations easy with this new line of portable displays
- Features white dry erase on one side and the innovative Easy Tack fabric on the other
- Self-adhesive fabric holds anything lightweight
- Laminating all display pieces for better adherence recommended (boards not designed for fiber materials)
- Displays knockdown for transport but set up easily in just minutes
- Use the plastic cover to protect fabric when transporting
- Frame available in Black

Case Dimensions:

- 24"W x 36"H base panels
- 24"W x 12"H header panels



UVPD5204

Model #	Size (W x H)	Description	Weight
UVPD5202	72" x 72"	6 Panel Display	53 lbs.
UVPD5203	72" x 84"	9 Panel Display	63 lbs.
UVPD5204	96" x 72"	8 Panel Display	72 lbs.
UVPD5205	96" x 84"	12 Panel Display	84 lbs.
UVPDBAG	39"W x 27"H x 8"D	Optional Transport Bag	2 lbs.



UVPDBAG

Optional Transport Bag is available with all displays.



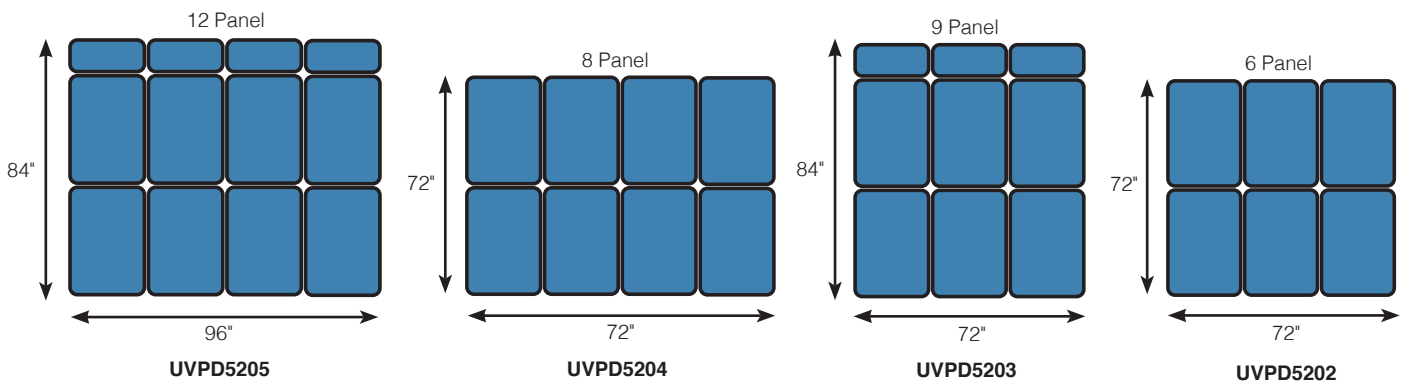
Back side of portable display features dry erase board for additional message space.



UVPD5205

UVPD5203
with custom digital printed panels

Unit Dimensions



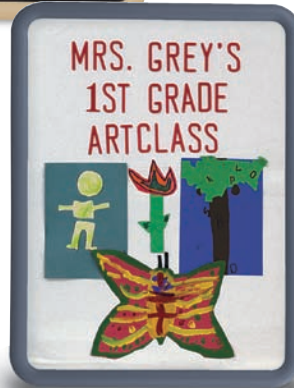
Open Faced Easy Tack Boards



UVTF2436EZ



UVTF1824EZ



UVTF1824EZ

"Image" Easy Tack Boards

- Post a message or display photos
- Great for the office and the home
- Self-adhesive fabric reduces need of tacks
- Use in a clean, dust-free environment
- Durable plastic frame features a sleek, radius design
- Factory mounted hangers include quick alignment ridges
- Hang horizontally or vertically
- For indoor use only

Model #	Size (W x H)	Weight
UVTF1824EZ	18" x 24"	3 lbs.
UVTF2436EZ	24" x 36"	3 lbs.




Easy Tack Board Refill

Refills are easy to install.

Easy Tack Refills

- Use to replace worn fabric in current easy tack frames
- Simply remove protective liners on both sides and place the refill directly over existing fabric
- Innovative self-adhesive fabric holds practically anything lightweight
- For indoor use only



Apply Easy Tack Rails on various surfaces or as a wall covering

Model #	Size (W x H)	Description	Weight
UVEZ1033	17" x 23"	Refill for a 18" x 24" board	3 lbs.
UVEZ5033	23" x 35"	Refill for a 24" x 36" board	3 lbs.
UVEZ2033	29" x 35"	Refill for a 30" x 36" board	3 lbs.
UVEZ9033	35" x 35"	Refill for a 36" x 36" board	3 lbs.
UVEZ7033	29" x 35"	Refill for a 60" x 36" board	3 lbs.
UVEZ4033	29" x 47"	Refill for a 60" x 48" board	3 lbs.
UVEZ0033	23" x 47"	Refill for a 72" x 48" board	3 lbs.
UVEZ2133	31" x 47"	Refill for a 96" x 48" board	3 lbs.

Customize Any Board



Easy Tack Fabric



Blue Black Grey Marble White Green

Insert Panels

Dry Erase Insert Panels

- Create more versatile enclosed boards
- Panels insert easily into an existing bulletin or letter enclosed board
- Durable, unframed 1/4" Melamine dry erase panels
- Choose either White or Black dry erase panels



For Dry Erase Markers & Kit add UV1776KIT to your order



UVDEI5033B



UVDEI5033W

White Dry Erase

Model #	Size (W x H)	Description	Doors	Weight
UVDEI1033W	15" x 22"	Insert for a 18" x 24" Board	1	6 lbs.
UVDEI5033W	21" x 34"	Insert for a 24" x 36" Board	1	12 lbs.
UVDEI2033W	27" x 34"	Insert for a 30" x 36" Board	1	15 lbs.
UVDEI9033W	33" x 34"	Insert for a 36" x 36" Board	1	18 lbs.
UVDEI7033W	27" x 34"	Insert for a 60" x 36" Board	2	15 lbs.
UVDEI4033W	27" x 46"	Insert for a 60" x 48" Board	2	20 lbs.
UVDEI0033W	21" x 46"	Insert for a 72" x 48" Board	3	20 lbs.
UVDEI2133W	29" x 46"	Insert for a 96" x 48" Board	3	22 lbs.

Black Dry Erase

Model #	Size (W x H)	Description	Doors	Weight
UVDEI1033B	15" x 22"	Insert for a 18" x 24" Board	1	6 lbs.
UVDEI5033B	21" x 34"	Insert for a 24" x 36" Board	1	12 lbs.
UVDEI2033B	27" x 34"	Insert for a 30" x 36" Board	1	15 lbs.
UVDEI9033B	33" x 34"	Insert for a 36" x 36" Board	1	18 lbs.
UVDEI7033B	27" x 34"	Insert for a 60" x 36" Board	2	15 lbs.
UVDEI4033B	27" x 46"	Insert for a 60" x 48" Board	2	20 lbs.
UVDEI0033B	21" x 46"	Insert for a 72" x 48" Board	3	20 lbs.
UVDEI2133B	29" x 46"	Insert for a 96" x 48" Board	3	22 lbs.

Felt

Model #	Size (W x H)	Description	Doors	Weight
UV1033FL	15" x 22"	Insert for a 18" x 24" Board	1	6 lbs.
UV5033FL	21" x 34"	Insert for a 24" x 36" Board	1	12 lbs.
UV2033FL	27" x 34"	Insert for a 30" x 36" Board	1	15 lbs.
UV9033FL	33" x 34"	Insert for a 36" x 36" Board	1	18 lbs.
UV4033FL	27" x 46"	Insert for a 60" x 48" Board	2	20 lbs.
UV0033FL	21" x 46"	Insert for a 72" x 48" Board	3	20 lbs.
UV2133FL	29" x 46"	Insert for a 96" x 48" Board	3	22 lbs.

Vinyl


Model #	Size (W x H)	Description	Doors	Weight
UV1033VL	15" x 22"	Insert for a 18" x 24" Board	1	6 lbs.
UV5033VL	21" x 34"	Insert for a 24" x 36" Board	1	12 lbs.
UV2033VL	27" x 34"	Insert for a 30" x 36" Board	1	15 lbs.
UV9033VL	33" x 34"	Insert for a 36" x 36" Board	1	18 lbs.
UV4033VL	27" x 46"	Insert for a 60" x 48" Board	2	20 lbs.
UV0033VL	21" x 46"	Insert for a 72" x 48" Board	3	20 lbs.
UV2133VL	29" x 46"	Insert for a 96" x 48" Board	3	22 lbs.

Felt/Vinyl Letterboard Insert Panels

- Use your existing enclosed boards for letterboards also
- Choose standard indoor Black felt or outdoor Licorice vinyl
- Insert's lip fits into top track of case
- Aluminum frame
- 1/2" depth



Open Faced Combo Boards



UVDECORK3624

1 Corkboard with 1 Dry Erase Board



UVDECORK3624

1 Ultramarine Covered Corkboard and 1 Dry Erase Board



UVDECORK3624

1 Burgundy Covered Corkboard and 1 Dry Erase Board



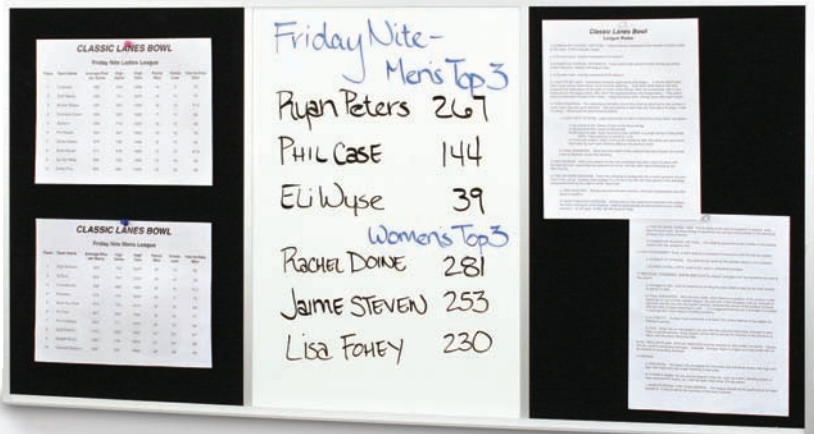
UVDECORK3624

1 Pearl Covered Corkboard and 1 Dry Erase Board



UVDECORK9648

2 Corkboards with 1 Dry Erase Board
Combo boards can be split into multiple panels



UVDEFAB9648

2 Black Covered Corkboards with 1 Dry Erase Board

Marker board tray included on all Combo Boards

Aluminum Framed Combo Boards

- Write notes, messages, and more while posting bulletins at the same time
- Satin Anodized aluminum frame
- Thick, self-sealing natural cork
- Fabric over cork
- White, non-magnetic, melamine surface
- Cork laminated to sturdy fiberboard
- Factory installed hangers for mounting
- 5/8" depth
- Each combo board comes standard with marker tray


Dry Erase and Cork

Model #	Size (W x H)	Weight
UVDECORK3624	36" x 24"	8 lbs.
UVDECORK4836	48" x 36"	14 lbs.
UVDECORK6036	60" x 36"	15 lbs.
UVDECORK7248	72" x 48"	22 lbs.
UVDECORK9648	96" x 48"	31 lbs.

Customize Any Board *Indicates standard option. No upcharge applies.




Aluminum Frame Colors (Upcharge)




Black Satin*




Cork Types (Upcharge)



Cork* Rubber Forbo

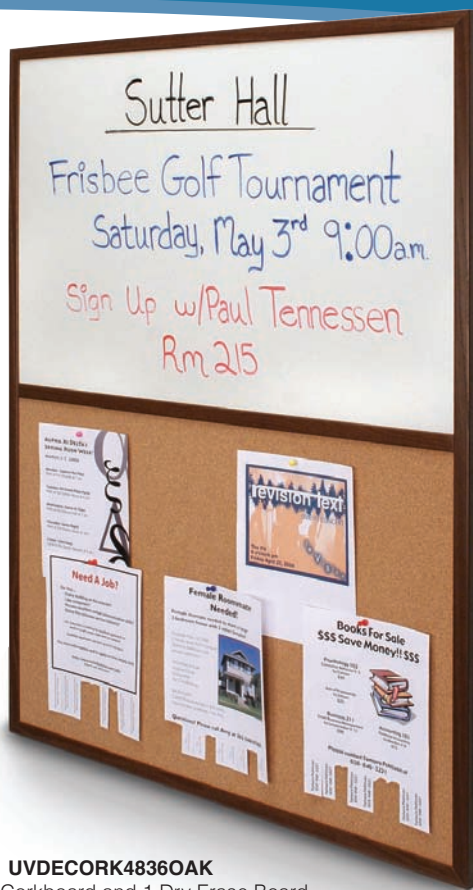


Wood Frame Finishes



Walnut Light Oak Cherry

Open Faced Combo Boards



UVDECORK4836OAK

1 Natural Corkboard and 1 Dry Erase Board

Hard Wood Framed Combo Boards

- Post bulletins while writing notes, messages, and more at the same time
- Attractive hardwood decorative or traditional frame choices (Upcharge) frame
- Attractive solid oak frame
- Thick, self-sealing natural cork
- White, non-magnetic, melamine surface
- Cork laminated to sturdy fiberboard
- Factory installed hangers for mounting
- ¾" depth


Frame Styles



Traditional



Decorative (Upcharge)



UVDECORK3624OAK

1 Burgundy Covered Corkboard and
1 Dry Erase Board



UVDECORK3624OAK

1 Grey Covered Corkboard and
1 Dry Erase Board



UVDECORK9648OAK

2 Ultramarine Covered Corkboard and
1 Dry Erase Board

Combo boards can be split into
multiple panels



UVDEFAB3624OAK

1 Black Covered Corkboard and
1 Letterboard panel

Dry Erase and Cork

Model #	Size (W x H)	Weight
UVDECORK3624OAK	36" x 24"	8 lbs.
UVDECORK4836OAK	48" x 36"	14 lbs.
UVDECORK6036OAK	60" x 36"	21 lbs.
UVDECORK7248OAK	72" x 48"	26 lbs.
UVDECORK9648OAK	96" x 48"	34 lbs.

Decorative Framed Dry Erase and Cork

Model #	Size (W x H)	Weight
UV701DEFAB	24" x 18"	6 lbs.
UV702DEFAB	36" x 24"	8 lbs.
UV703DEFAB	48" x 36"	14 lbs.
UV704DEFAB	60" x 48"	20 lbs.
UV705DEFAB	72" x 48"	26 lbs.
UV706DEFAB	96" x 48"	34 lbs.



Painted Cork Colors (Upcharge)



Slate Grey


Misty Blue

Sea Foam Green

Rose



Fabric Colors



Dark Spruce

Black

Amethyst

Cinnabar

Medium Grey



Pearl



Ultramarine



Cobalt Accent



Deep Burgundy



Blue Spruce

See pages 5-6 for more color options

Snap Frames




UVNSF2436

Aluminum SNAP Frames

Economical Aluminum SNAP Frames allow for easy assembly as well as installation of posters and signs. Frames can hold paper, fabric or vinyl posters and can easily be opened by hand, with no tools required. Each side snaps down for an even grip along all edges. Aluminum frames can be mounted either vertically or horizontally with a bracket or screw. Sizes available are based on common paper and poster sizes.

- Indoor use only
- 1" depth



Satin

Gold

Black

UVNSF811

Model #	Size	Weight
UVNSF811	8 1/2" x 11"	1 lb.
UVNSF1114	11" x 14"	2 lbs.
UVNSF1722	17" x 22"	3 lbs.
UVNSF2228	22" x 28"	7 lbs.
UVNSF2436	24" x 36"	8 lbs.



Screw and Allen Wrench utilized to lock frame

Locking Snap Frames

Constructed of high-quality Anodized aluminum, Locking Snap Frames allow materials to be displayed securely without worry of damage or unintentional removal. Lightweight yet durable, frames are designed with a gripping feature to hold contents in place. Grip frames also feature mitered corners, a polystyrene backer and an 8.5" x 11" non-glare PVC cover. Designed with four concealed mounting holes to be easily secured to a wall, both horizontally or vertically. Hardware included.

- 1" W profile
- Silver or Black Anodized aluminum construction
- Locking feature provides pedestrian security

Model #	Size (WxH)	Viewable Area	Weight
UV1620VF	16" x 20"	14" x 18"	2 lbs.
UV1218VF	12" x 18"	10" x 16"	1 lb



UV2228RDF



UV2436RDF

Stylish SNAP Frames

- Accent posters with an attractive snap frame
- All four sides snap open by hand, without using any tools
- Snap sides down for an even grip along all four edges
- Posters protected with .020 polycarbonate overlay
- Mount with a mounting bracket or screw to a wall either vertically or horizontally
- Sizes based on poster size
- Please allow for extra lead time
- 2" depth

Deco Frame

Model #	Size	Weight
UV1620RDF	16" x 20"	18 lbs.
UV2228RDF	22" x 28"	30 lbs.
UV2436RDF	24" x 36"	40 lbs.
UV3636RDF	36" x 36"	48 lbs.
UV3648RDF	36" x 48"	57 lbs.


Radius Deco Frame

Model #	Size	Weight
UV1620RDF	16" x 20"	18 lbs.
UV2228RDF	22" x 28"	30 lbs.
UV2436RDF	24" x 36"	40 lbs.
UV3636RDF	36" x 36"	48 lbs.
UV3648RDF	36" x 48"	57 lbs.

Customize Any Board *Indicates standard option. No upcharge applies.



Aluminum SNAP Frame Colors



Black Anodized Gold Anodized Satin Anodized



Stylish SNAP Frame Colors




Black Satin Gold Satin Silver Polished Gold Polished Silver

Plastic SNAP Frames

Plastic SNAP Frames are an easy-to-use framing option that assembles in seconds. Frames are designed with an even grip along all four edges, holding contents securely in place. Sizes available are based on common poster sizes and can hold posters up to .040" thick. Install horizontally or vertically – mounting hardware not included.

- 1/4" depth
- No tools required


Model #	Poster Size	Weight
UVSNAP118	8 1/2" x 11"	2 lbs.
UVSNAP1411	11" x 14"	3 lbs.
UVSNAP2016	16" x 20"	4 lbs.
UVSNAP2217	17" x 22"	4 lbs.
UVSNAP2418	18" x 24"	5 lbs.
UVSNAP3020	20" x 30"	6 lbs.
UVSNAP2822	22" x 28"	6 lbs.
UVSNAP3624	24" x 36"	7 lbs.
UVSNAP3825	25" x 38"	7 lbs.
UVSNAP4027	27" x 40"	8 lbs.



UVSNAP3020



UVSNAP3624



UVSNAP2418


Optional Lens Cover Available. Use Model Number UVSNAPLENS

Aluminum SNAP Frames with Lens

Professionally display posters in seconds with these aluminum SNAP Frames. All four sides feature an even grip that secures paper, fabric or vinyl posters in place. Boards come with mounting brackets or screws, allowing them to be easily mounted to a wall either vertically or horizontally. Choose between traditional square or sleek rounded corners. Sizes available are common poster and paper sizes.

- Indoor use only
- Holds insert of 1/16" D
- Includes acrylic insert
- 3/4" depth
- 1" frame profile
- Call for overall or viewable dimensions

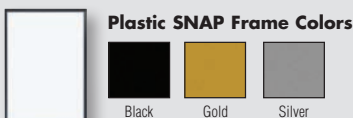
Model #	Poster Size	Weight
UVCC811	8 1/2" x 11"	1 lb.
UVCC1114	11" x 14"	2 lbs.
UVCC1722	17" x 22"	3 lbs.
UVCC1824	18" x 24"	4 lbs.
UVCC2228	22" x 28"	7 lbs.
UVCC2436	24" x 36"	7 lbs.
UVCC2538	25" x 38"	8 lbs.
UVCC2640	26" x 40"	8 lbs.
UVCC3648	36" x 48"	12 lbs.
UVCC4848	48" x 48"	18 lbs.
UVCC7248	72" x 48"	30 lbs.



UVCC1114



UVCC1824




Poster Frames



UVCW810


"Lift Off" Top Frame allows for easy changing of signs.



UVCW2228



UVCW1114



UVWPD28

Poster loads through convenient top slot.



UVWPD28

Changeable Frames

- Heavy aluminum frames with reinforced mitered corners
- Holds sign plaques up to 1/4" thick
- "Lift-off" top for changing signs easily
- Optional 1/8" plexiglass face available
- Sizes based on Poster Size
- Please specify vertical or horizontal mount when ordering
- Largest size available: 36" x 36"

Frame Only

Model #	Size	Weight
UVCW810	10" x 8"	4 lbs.
UVCW1114	14" x 11"	5 lbs.
UVCW1422	22" x 14"	5 lbs.
UVCW2015	15" x 20"	5 lbs.
UVCW2228	22" x 28"	8 lbs.
UVCW2436	24" x 36"	10 lbs.
UVCW3636	36" x 36"	12 lbs.

Plexiglass Option



UVCW810P	10" x 8"	4 lbs.
UVCW1114P	14" x 11"	5 lbs.
UVCW1422P	22" x 14"	5 lbs.
UVCW2015P	15" x 20"	5 lbs.
UVCW2228P	22" x 28"	8 lbs.
UVCW2436P	24" x 36"	10 lbs.
UVCW3636P	36" x 36"	12 lbs.

Hardwood Poster Displays with Lens

- Insert and remove poster without taking down frame
- Available in three attractive wood finishes
- Comes with white acrylic back panel and clear acrylic lens
- Sizes based on Poster Size
- Mount vertically or horizontally
- Holds insert up to 3/16" D
- Custom size up to 48" x 36"

Model #	Poster Size (W x H)	Weight
UVWPD81	8 1/2" x 11"	3 lbs.
UVWPD14	11" x 14"	4 lbs.
UVWPD28	22" x 28"	5 lbs.
UVWPD36	24" x 36"	7 lbs.

Customize Any Board *Indicates standard option. No upcharge applies.



Upscale Poster Swing Frames With Fully Concealed Hardware

These poster frames are truly the most upscale design on the market. The wood rear frame has integral hidden mounting brackets and door latch plates. A gravity operated door closure keeps the frame closed, and remains hidden to keep from being removed or altered.

- Change posters, signage and graphics quickly
- Patented swing-open frame features concealed hinges
- 1" curved frame borders contents
- 1 $\frac{3}{8}$ " overall depth for narrow spaces
- Constructed from Anodized Aluminum
- Protective acrylic window
- Mounting hardware included
- Satin Anodized finish is standard, please call for more available color options

UV10004

Posters are easy to load and install with our hidden-hinged door design.

Lightweight Fluted Poly Back Panel

Unexposed Latch Plates



Model #	Size (W x H)	Weight
UV10000	8 $\frac{1}{2}$ " x 11"	5 lbs.
UV10001	11" x 14"	7 lbs.
UV10002	18" x 24"	12 lbs.
UV10003	22" x 28"	21 lbs.
UV10004	24" x 36"	26 lbs.



Wood mounting block allows poster frame to be removed from wall as needed.



Locking Option



Hidden Hinges



UV10002

Add L to the end of the part number for locking option.

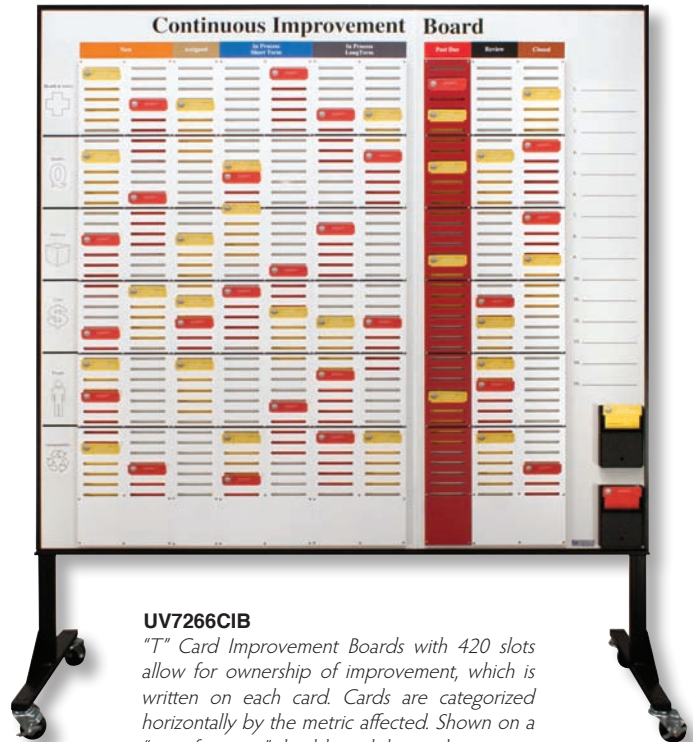
Production & Quality Improvement Boards

Manufacturing and distribution facilities utilize different procedures and methods to ensure that quality levels as well as output are maintained. These boards have been designed to represent different control solutions to help achieve the best possible workplace results. Boards are representative of actual Production and CI Boards, but can easily be adjusted to meet specific needs.



UV7266MBDEPT

The magnetic surface allows parameter trends to easily be represented, showing upward, downward or steady trends. Performance sheets are displayed in 8 1/2" x 11" included fold-over acrylic pockets.



UV7266CIB

"T" Card Improvement Boards with 420 slots allow for ownership of improvement, which is written on each card. Cards are categorized horizontally by the metric affected. Shown on a "manufacturing" durable mobile stand.

Metric Trend Boards

These boards are ideal for monitoring the quality of production. Boards monitor the production outputs as well as the efforts of employees. Designed to eliminate inefficiencies in the workplace, these dry erase boards allow production managers to visually identify the level of metrics.

T-Slot Boards


Used to identify problems within businesses and production centers, T-Slot Boards offer a way to monitor continuous improvement. Outline and track projects that need to be completed or problems that need to be fixed with these large dry erase boards.

These boards are entirely customizable – please call our reliable Customer Service staff for questions!

Model #	Description	Size (W x H)	Viewable Area	Weight
UV7266CIB	T-Slot Dry Erase Board	72" x 66"	71" x 65"	63 lbs.
UV5448CISCB	Control Board	54" x 48"	53" x 47"	43 lbs.
UV7266MBDEPT	Metric Trend Board	72" x 66"	71" x 65"	64 lbs.
UV3628VSMB	Production Board with Acrylic	36" x 28"	35" x 27"	15 lbs.
UV3628WB	Production Board with Clips	36" x 28"	35" x 27"	17 lbs.
UV1736WB	Condensed Production Board with Clips	17" x 36"	16" x 35"	9 lbs.
UV2436RTB	Tag Area Board	24" x 36"	23" x 35"	10 lbs.



UV1736WB
Work Cell Team Tracing Board



UV3628WB

Work Cell Board with flip chart, tag holder, binder, clipboard all included. Easily identify output at each work cell with these boards.



UV3628VSMB
Features productivity tracking in (4) 17" x 11" fold-over pockets

Production Boards

Production Boards allow you to identify the procedures and information documentation that pertains to each specific workplace station on a plant floor. These boards aid in communication between shifts, as well as allow supervisors to assess cumulative performances. Choose between a full and a condensed size, both with a dry erase surface.



UV2436RTB



UV5448CISCB
Main control hub, includes fold-over pockets, binder holders and steel card holders

Flag safety or quality issues. Boards include all components, including tag holders, clip board, chain and pen and fold-over pockets.

Control Boards

These large boards are designed for identifying pertinent and new procedures within a company or production center. Choose between two sizes, a larger board with separate panels for each new procedure or a smaller board when display space is limited. The smaller board conveniently holds all new procedures in an attached binder.

Corporate Line

Tack and Letterboards



Tack Board



Black Wet Erase Board



Letterboard

Corporate Series Boards

Our new corporate boards are high-quality display options that allow all of the boards in your facility to be of uniform design, regardless of the insert. Choose from our four standard boards – Black Wet Erase, Letterboard, Fabric and Directories, both magnetic and extrusion. These attractive corporate boards are also fully customizable to match your existing décor. Boards feature high functionality, with a surface mount design that is mounted through the frame. These decorative yet functional boards feature 1/8" or 1/4" thick acrylic that is retained with removable stand-offs, allowing contents to be secured, yet easily changed. Fluorescent headers or LED frame lighting is an available option, along with other accented colors.

Tack Boards

Model #	Size (W x H)	Viewable Area	Weight
UVCORP1824F	18" x 12"	14" x 20"	10 lbs.
UVCORP2436F	24" x 36"	20" x 32"	16 lbs.
UVCORP3636F	36" x 36"	32" x 32"	18 lbs.

Black Wet Erase Boards

Model #	Size (W x H)	Viewable Area	Weight
UVCORP1824B	18" x 12"	14" x 20"	9 lbs.
UVCORP2436B	24" x 36"	20" x 32"	15 lbs.
UVCORP3636B	36" x 36"	32" x 32"	17 lbs.

Letterboards

Model #	Size (W x H)	Viewable Area	Weight
UVCORP1824LB	18" x 12"	14" x 20"	10 lbs.
UVCORP2436LB	24" x 36"	20" x 32"	16 lbs.
UVCORP3636LB	36" x 36"	32" x 32"	20 lbs.

Magnetic Directories

Model #	Size (W x H)	Viewable Area	Weight
UVCORP1824MD	18" x 12"	14" x 20"	11 lbs.
UVCORP2436MD	24" x 36"	20" x 32"	17 lbs.
UVCORP3636MD	36" x 36"	32" x 32"	21 lbs.

Extrusion Directories

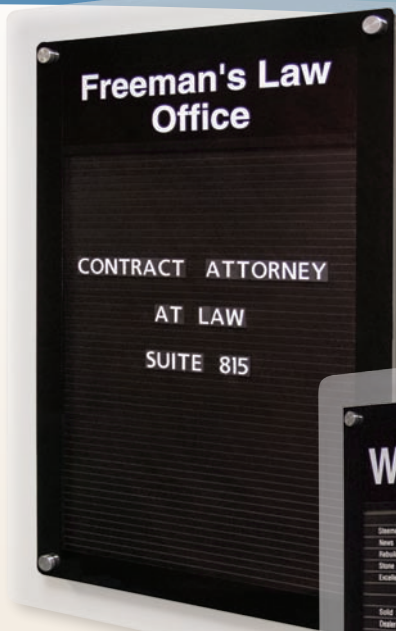
Model #	Size (W x H)	Viewable Area	Weight
UVCORP1824XD	18" x 12"	14" x 20"	9 lbs.
UVCORP2436XD	24" x 36"	20" x 32"	15 lbs.
UVCORP3636XD	36" x 36"	32" x 32"	17 lbs.

Magnetic Strip Directories

Model #	Size (W x H)	Viewable Area	Weight
UVCORP1824MSD	18" x 12"	14" x 20"	11 lbs.
UVCORP2436MSD	24" x 36"	20" x 32"	17 lbs.
UVCORP3636MSD	36" x 36"	32" x 32"	19 lbs.

Way Finding

Model #	Size (W x H)	Viewable Area	Weight
UVCORPWY85	8" x 5"	-	1/2 lbs.
UVCORPWY128	12" x 8"	-	1 1/2 lbs.



Magnetic Directories

Magnetic Strip Directories



Extrusion Directories



Wayfinding Boards

Tack Boards

Choose any of our standard or decorative fabrics to customize your board. Some fabrics are more self-healing than other, please call for details about specific fabrics. See color options on pages 5-6.

Black Wet Erase Boards

This attractive insert is constructed of magnetic porcelain on steel. Any type of fluorescent wet marker will work on these boards. Add our UWPEP5 for Wet Erase Markers. See our website at www.BestSignBoards.com to see how well the wet fluorescent markers stand out on black dry erase.

Letterboards

The standard insert color is black, with all of our additional letterboard colors available. Please call for questions about custom letterboard colors. This board includes one Helvetica Number and Letter Set.

Magnetic Screen Directory

Customize your own messages or identify suite numbers of tenants with these corporate design magnetic directories. Magnetic strips allow you to create and print your own directory nameplates. Choose from black, gold or silver name strips. Substrate comes in sheet form large enough to fill the directory.

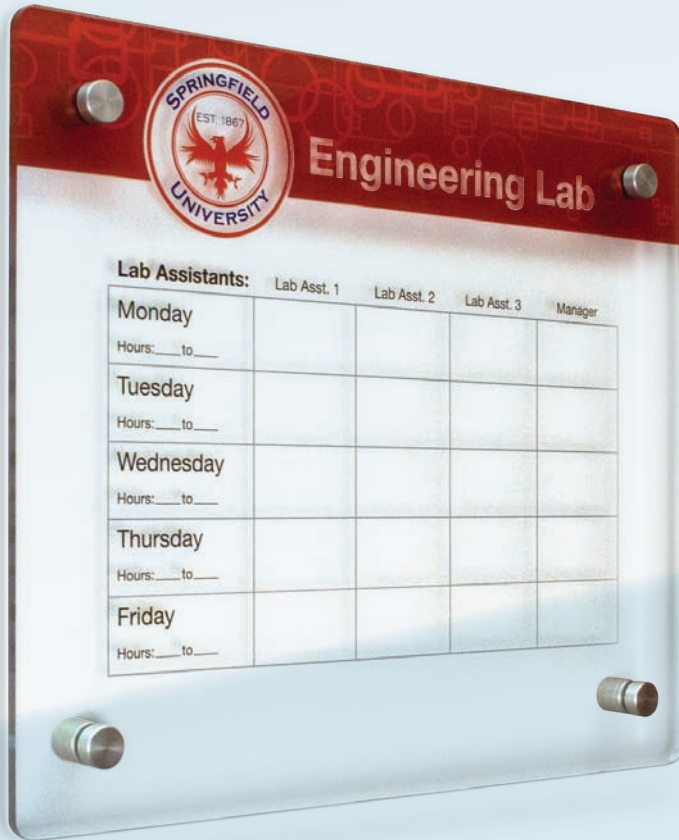
Extrusion Directory Boards

Extruded body panels allow for names to be added and removed with ease. Plastic name strips simply slide into the body panel from the side. Black over white engravable sheets are sent with each directory for local customization.

Wayfinding Boards

Available in two standard sizes, these signs are ideal for identifying direction or room numbers. Special custom sizes are available upon request. The simple design of these small signs feature our "Corporate Line" style for consistency throughout your building. A 1/8" or 1/4" acrylic cover with flame glossed edges decorates the engraved black gloss panel.

Clear Dry Erase Boards



UVCDE3624

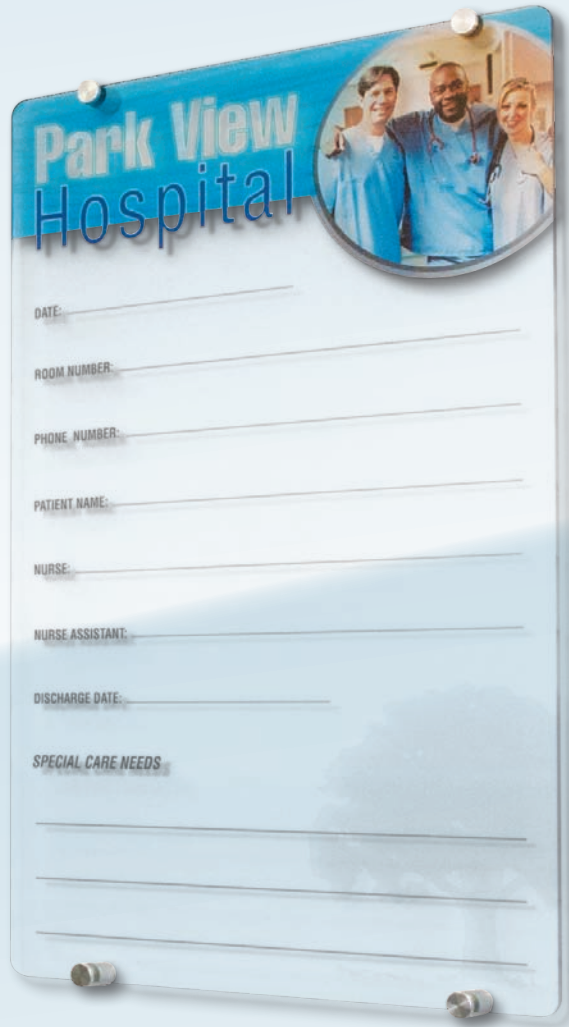
Through Mounted with digital rear applied graphic

Clear Dry Erase Markerboards

These premier Clear Dry Erase Markerboards offer superior durability with an attractive and personalized design, making them the ideal alternative to standard dry erase wipeboards. The frameless, unobtrusive boards are feature a 1/2" shatterproof acrylic surface, radius corners and a coated surface for scratch resistance and functionality as a dry erase boards. All custom artwork and wording is reverse screened on the rear of the board to give longevity to the image. This product is shown digitally printed on film and applied by hand in our shop. This process allows us to create higher quality digital graphics and content than screening. The surface accepts standard dry erase markers and is easily wiped clean. Custom sizes are available, please call for details.

- .354" thick acrylic surface
- Shatterproof
- Mounts to wall with aluminum "through" or "edge" stand-offs
- Must be stud mounted
- Call for cleaning instructions


Model #	Size (WxH)	Viewable Area	Weight	# Stand-offs Used
UVCDE1812	18" x 12"	18" x 12"	4 lbs.	4
UVCDE2418	24" x 18"	24" x 18"	7 lbs.	4
UVCDE2448	24" x 48"	24" x 48"	18 lbs.	4
UVCDE3624	36" x 24"	36" x 24"	13 lbs.	4
UVCDE4836	48" x 36"	48" x 36"	26 lbs.	4
UVCDE4848	48" x 48"	48" x 48"	35 lbs.	4
UVCDE4860	48" x 60"	48" x 60"	44 lbs.	4 to 6
UVCDE4896	48" x 96"	48" x 96"	70 lbs.	4 to 6




UVCDE2448

With rear applied graphic and edge mount stand-offs. Notice the silhouette tree in the bottom half of the board. We are the only company able to produce this type of graphic.

Available Stand-offs



Edge Mount Stand-offs



Screw On Stand-offs



UVCDE3624



UVCDE2448

Stand-Offs



UVCDE01



UVCDE02



UVCDE02B



UVCDE03



UVCDE04

Stand-Offs

Model #	Description	Diameter	Color
UVCDE01	Edge Mount Stand-Off Set	1"	Silver
UVCDE02B	Center Stand-Off Set	1"	Black
UVCDE02	Center Stand-Off Set	1"	Silver
UVCDE03	Center Stand-Off Set	1 1/4"	Brushed Silver
UVCDE04	Center Stand-Off Set	1 1/2"	Chrome

Board Accessories

Model#	Description
UV1776	Set of Dry Erase Pens
UV1776C	Cleaner
UV1776E	Erase Pad

Artwork Information

Logos and other artwork for these boards can feature up to four colors with two colors as standard. Please submit all artwork as Camera Ready or as a high-resolution file. Desired text must be specified when ordering. If artwork is not submitted in the proper format, it may be subject to a processing fee. Feel free to contact us with any questions about custom designs.

A-Frame Signs



UV10007

Wheels at one end of the water base allows the sign to be tilted and transported



Outdoor Poster Stand

- Grab customers' attention and direct them to your business
 - Double sided snap poster frame displays messages on both sides
 - Fill the plastic molded base with sand or water for extra stability
 - Easy to move with built-in wheels
 - Rugged springs reduce wind impact
 - Clear, non-glare sheets protects contents
 - Satin Aluminum finish with rounded corners
 - Snap frame opens by hand and snaps down on all four sides of a poster
- ★ NOW! Two additional sizes available and an illuminated version coming.

Model #	Size (W x H)	Weight
UV10007	23" x 33"	35 lbs.
UV10007A0	46" x 33"	42 lbs.
UV10007A1	27" x 39"	40 lbs.



UVSS120



UVMB1205

Hybrid Wet Erase Plastic Panel mounted in UVSS120 A-Frame



Econo Message Board

- Simple and economical board for advertising
- Rust free molded plastic body available in White
- No assembly required
- Panels attach to both sides
- Optional letter sign kit includes 2 panels and 350-piece 3" on 4" letter/number set
- Wet erase kit with 2 panels and 5 markers available (See cleaing info on pg 122)
- Built-in handle for easy transportation
- Collapses to 3½" for easy storage



UVMB1205

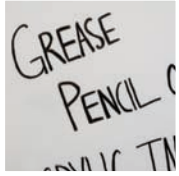
Readerboard Panel Mounted on the UVSS120 A-Frame

Model #	Size (W x H)	Description	Weight
UVSS120	24" x 36"	A-Frame Sign Board	13 lbs.
UVMB1201	22" x 28"	Optional Letter & Number Kit	8 lbs.
UVMB1205	22" x 28"	Optional Wet Erase Kit	4 lbs.

A-Frame Signs

Economy Message Boards

These high-quality signs allow you to change their display in seconds. Each display holds two signs, perfect for setting in front of a shop, restaurant and more. The durable "Stay Tab" design eliminates the need for screws, tape or Velcro and assures signs will stay securely in place. These solid plastic displays can also be used indoors and out. Frames and kits sold separately.



Grease Pencil Kit

Includes one acrylic insert and one grease pencil in your choice of Black, White, Red, Blue, Yellow or Green color options. Grease pencil kits can be used in rain and snow! Add GPK to the end of your board model number.



Wet Erase White

Includes two economy dry erase board inserts and five markers. Add WEW to the end of your board model number. Must be cleaned with EXPO cleaner - add UV1776C to your order.



Wet Erase Black

Includes two economy dry erase board inserts and five neon markers. Add WEB to the end of your board model number. Must be cleaned with EXPO cleaner - add UV1776C to your order.



Readerboard

Includes two economy readerboard inserts with both a black and red set of 3" on 4" letters and numbers.



Chalkboard


Includes one chalkboard insert in your choice of green or black. Add CB to the end of your board model number. A chalkwriter liquid pen works on chalkboard material. Call for details.

Wet Erase and Chalkboard options are not weatherproof and will damage in rain.



UVAF2436

UVSS121



UVSS120G

UVSS122B
Header Not Included

Model #	Size (WxH)	Signface	Weight	Color
UVAF2436W	46"H x 27"W	24"W x 36"H	20 lbs.	White
UVAF2436B	46"H x 27"W	24"W x 36"H	20 lbs.	Black
UVSS120G	36"H x 24"W	22"W x 28"H	9 lbs.	Granite
UVSS122B	36"H x 28"W	24"W x 24"H	9 lbs.	Black
UVSS122W	36"H x 28"W	24"W x 24"H	9 lbs.	White
UVSS121	30½"H x 26"W	24"W x 18"H	7 lbs.	Granite

Pedestal Signs



UVBMP1815



Pedestal Sign

- Economical Black plastic pedestal sign
- Recommended for indoor use - avoid expansion due to direct sun
- 14" x 11" viewing area commands people's attention
- Changeable letterboard on one side and White dry erase board on the other
- 3/4" Helvetica letter and number set included
- Fill the base with sand or water for extra stability
- Signs attach with velcro or double side tape (not included)

Case Dimensions:

- 56" overall height
- 18" x 15" sign face



Front



Back



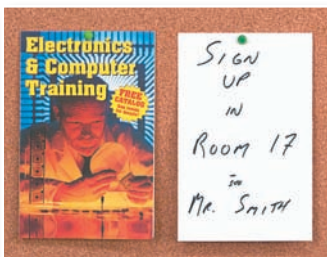
Front side has grooved slots for changeable letters.
Back comes with Dry Erase surface.



Create your own sign and attach to pedestal.

Model #	Description	Weight
UVBMP1815	56"H Plastic Pedestal Sign	6 lbs.
UVEZ1411	14" x 11" Easy Tack Insert	1 lb.
UVWDE1411	14" x 11" White Dry-Erase Insert Surface	1 lb.
UVDE1411	14" x 11" Black Dry-Erase Insert Surface	1 lb.
UVCI1411	14" x 11" Corkboard Insert Surface	1 lb.
UVCHI1411	14" x 11" Chalkboard Insert Surface	1 lb.
UVCAC1411	14" x 11" Clear Acrylic Cover	1 lb.
UVSS1411	Sign Insert Kit	2 lbs.

Optional Removable Inserts To Easily Convert Sign For Other Purposes



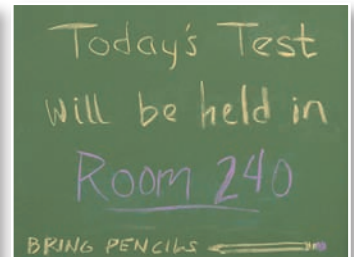
UVCI1411 - Cork



UVEZ1411 - Easy Tack



UVDE1411 - Black Dry Erase



UVCHI1411 - Chalkboard

Pedestal Signs

Stock Copy-Pedestal Sign

- Heavy cast iron base for stability
- Injection molded ABS frame to display signs on both sides
- Holds any 14" x 11" sign
- 7 double sided signs included

7 DOUBLE-SIDED SIGNS INCLUDED WITH EACH POST

- | | |
|--|---|
| A CAUTION WET FLOOR
PLEASE WATCH YOUR STEP | E AUTHORIZED PERSONNEL ONLY
MEETING IN PROGRESS |
| B SMOKING PERMITTED IN THIS AREA ONLY
NO SMOKING | F PLEASE WAIT TO BE SEATED
PLEASE SEAT YOURSELF |
| C WELCOME PLEASE REGISTER
SMOKING IN DESIGNATED AREAS ONLY | G BLANK SIGN
BLANK SIGN |
| D SECTION CLOSED
PLACE ORDER HERE | |



UVBPN99

Model #	Size	Weight
UVBPN99	52" High	12 lbs.

Adjustable Pedestal Sign Holder

- Economical sign holder perfect for menus or public information signs
- Satin Anodized aluminum or Black, plastic frame
- Aluminum post and base
- Top-loading, easy-to-change poster holder
- Adjusts from 36" to 66" tall
- Single sided sign
- Signs sold separately



Units are Single-Sided



Protective cover on UV1318PEZ and UV1319PEZ easily lifts to change message.



UVSTK1318



UV1318PEZ

Model #	Size (W x H)	Weight
UV1318PEZ	14" x 11"	18 lbs.
UV1319PEZ	20" x 15"	19 lbs.
UVSTK1318	14" x 11"	17 lbs.

Sign Kit

- Great for informing customers about policies and current activities
- 14"W x 11"H double sided signs
- Designed for use with the plastic sign pedestal or pedestal sign holders
- Custom signs are available, call for more details
- All signs available in Spanish, call for more information - minimum applies

Model #	Description	Weight
UVSS1411	Sign Insert Kit	2 lbs.

Standard Insert Card Options:

Side One

- Welcome – Please Register
- Caution – Do Not Enter
- Please Forgive Our Appearance During Renovation
- Authorized Personnel Only
- Exit Only – Please Do Not Enter
- Smoking In Designated Areas Only
- No Soliciting
- Restricted Area
- Caution – Wet Floor
- Our Facility Welcomes You
- Closed, Cerrado, Geshlossen, Ferme
- Please Enter Here
- This Entrance Closed
- Please Wait For Next Available Agent

Side Two

- Thank You, Please Come Again Open
- Caution – Achtung, Attention, Cuidado Meeting In Progress
- Out Of Service
- No Smoking
- Commercial Accounts Only
- Please Exit Here
- Please Watch Your Step
- Wheel Chair Accessible
- Do Not Enter
- This Area Reserved
- No Entry – Restroom Closed
- Self-Service



Pedestal Boards



UV1316EZ



UV1313W



UV1315A with Green Felt Interior



Protective cover on UV1316EZ easily lifts to change message.

Adjustable Pedestal Boards

- Perfect for high traffic areas
- Natural corkboard or Black felt letterboard surface
- Oak with natural finish or Satin Anodized aluminum frame
- Aluminum pedestal base
- Adjustable height ranges from 36" to 66" tall
- Easy open letterboard (UV1316EZ) comes with protective cover
- For indoor use only

Model #	Size (W x H)	Description	Weight
UV1313A	18" x 14"	Aluminum Letterboard	15 lbs.
UV1313AC	18" x 14"	Aluminum Corkboard	14 lbs.
UV1313W	18" x 14"	Wood Corkboard	15 lbs.
UV1313WL	18" x 14"	Wood Letterboard	16 lbs.
UV1314A	20" x 15"	Aluminum Letterboard	17 lbs.
UV1314AC	20" x 15"	Aluminum Corkboard	16 lbs.
UV1314W	20" x 15"	Wood Corkboard	17 lbs.
UV1314WL	20" x 15"	Wood Letterboard	18 lbs.
UV1315A	24" x 18"	Non-Adjustable Aluminum Letterboard	20 lbs.
UV1315A2S	24" x 18"	Non-Adjustable 2-Sided Aluminum Letterboard	25 lbs.
UV1316EZ	18" x 14"	Easy Open Letterboard	18 lbs.



UVM2016



UV42305

Magnetic Pedestal

- Durable magnetic surface
- Ridges for straight alignment
- Satin Anodized aluminum frame
- Pedestal adjusts 36" x 66" tall
- Sturdy base
- 128 magnetic characters sold separately

Model #	Size (W x H)	Weight
UVM2016	20" x 16"	22 lbs.
UV42305	Magnetic Characters	10 lbs.



UVABP1814



UVVWP2015



UVWEP5

Dry Erase Pedestal Boards

- Slim design fits practically anywhere
- Black or White dry erase surface for vivid messages
- Natural finish wood or Satin Anodized aluminum frame
- Adjusts 36" to 66" tall

Model #	Size (W x H)	Description	Weight
UVABP1814	18" x 14"	Black Dry Erase Aluminum Frame	15 lbs.
UVWBP1814	18" x 14"	Black Dry Erase Wood Frame	16 lbs.
UVABP2015	20" x 15"	Black Dry Erase Aluminum Frame	17 lbs.
UVWBP2015	20" x 15"	Black Dry Erase Wood Frame	18 lbs.
UVAWP1814	18" x 14"	White Dry Erase Aluminum Frame	15 lbs.
UVVWP1814	18" x 14"	White Dry Erase Wood Frame	16 lbs.
UVAWP2015	20" x 15"	White Dry Erase Aluminum Frame	17 lbs.
UVVWP2015	20" x 15"	White Dry Erase Wood Frame	18 lbs.
UVWEP5		Bright Wet Erase Markers	5 oz.

Pedestal Boards

Enclosed Pedestal Boards

- Features either resilient corkboard, Black felt letterboard, or self-adhesive Easy Tack fabric
- Available with Chrome, Bronze, Black or Gold base with wood or aluminum finished frame
- Lockable acrylic door (two keys included)
- 36" H freestanding pedestal
- For indoor use only

Case Dimensions:

- 18"W x 24"H x 2"D Board
- 60" Overall Height
- 15" Base Diameter



Corkboards

Model #	Finish	Weight
UVPD300	Chrome Base/Satin Frame	30 lbs.
UVPD100W	Chrome Base/Wood Frame	30 lbs.
UVPD3364BZ	Bronze Base/Bronze Frame	30 lbs.
UVPD1064BZ	Bronze Base/Wood Frame	30 lbs.
UVPD3364GD	Gold Base/Gold Frame	30 lbs.
UVPD1064GD	Gold Base/Wood Frame	35 lbs.
UVPD3364BK	Black Base/Black Frame	30 lbs.
UVPD1064BK	Black Base/Wood Frame	30 lbs.

Letterboards

UVPD1124	Chrome Base/Satin Frame	35 lbs.
UVPD26200	Chrome Base/Wood Frame	35 lbs.
UVPD3375BZ	Bronze Base/Bronze Frame	35 lbs.
UVPD2675BZ	Bronze Base/Wood Frame	35 lbs.
UVPD3375GD	Gold Base/Gold Frame	35 lbs.
UVPD2675GD	Gold Base/Wood Frame	35 lbs.
UVPD3375BK	Black Base/Black Frame	35 lbs.
UVPD2675BK	Black Base/Wood Frame	35 lbs.

Easy Tack Fabric


UVP300EZ	Chrome Base/Satin Frame	30 lbs.
UVP100WEZ	Chrome Base/Wood Frame	30 lbs.
UVP336BZEZ	Bronze Base/Bronze Frame	30 lbs.
UVP106BZEZ	Bronze Base/Wood Frame	30 lbs.
UVP336GDEZ	Gold Base/Gold Frame	30 lbs.
UVP106GDEZ	Gold Base/Wood Frame	30 lbs.
UVP336BKEZ	Black Base/Black Frame	30 lbs.
UVP106BKEZ	Black Base/Wood Frame	30 lbs.



UVP336BKEZ



UVPD3364BZ



UVPD3375GD



UVPD300



UV950

Coming Soon!

Arch Pedestal

- Available with letterboard, cork and dry/wet erase inserts
- Hingeless Aluminum frame
- Steel base and post
- Coming soon! Please call for details

Pedestal Boards



UV1322WC



UV1323AL

Enclosed Double Pedestal Boards

- Announce events or meetings in a reception, waiting room, or entryway
- Satin Anodized aluminum or natural finish wood frame
- Lockable shatter-resistant acrylic door (two keys provided)
- Choose resilient, natural cork or Black felt letterboard interior
- Ships unassembled

Case Dimensions:

- 70" tall

Model #	Size (W x H)	Description	Weight
UV1320AC	24" x 36"	Aluminum Framed Corkboard	33 lbs.
UV1320WC	24" x 36"	Wood Framed Corkboard	38 lbs.
UV1321AL	24" x 36"	Aluminum Framed Letterboard	33 lbs.
UV1321WL	24" x 36"	Wood Framed Letterboard	38 lbs.
UV1322AC	30" x 36"	Aluminum Framed Corkboard	42 lbs.
UV1322WC	30" x 36"	Wood Framed Corkboard	47 lbs.
UV1323AL	30" x 36"	Aluminum Framed Letterboard	42 lbs.
UV1323WL	30" x 36"	Wood Framed Letterboard	47 lbs.



UV1320AEZ with Blue Easy Tack




UV1322WEZ

Enclosed Double Pedestal Easy Tack Boards

- Display floor plans or a schedule of events for conventions
- Self-adhesive fabric interior
- Chrome aluminum or natural finish wood frame for enclosed units
- Lockable shatter-resistant acrylic door (two keys provided)
- For indoor use only

Case Dimensions:

- 70" overall height



For heavier or bulky items, boards act as a bulletin board.

Model #	Size (W x H)	Description	Weight
UV1320AEZ	24" x 36"	Aluminum Enclosed	33 lbs.
UV1320WEZ	24" x 36"	Wood Enclosed	38 lbs.
UV1322AEZ	30" x 36"	Aluminum Enclosed	42 lbs.
UV1322WEZ	30" x 36"	Wood Enclosed	47 lbs.

Customize Any Board *Indicates standard option. No upcharge applies.



Pedestal Boards

Open Faced Pedestal Easy Tack Boards

- Display vibrant messages and advertisements to customers
- Slim style, aluminum chrome frame
- Single sided, easy tack interior
- Optional acrylic brochure holder and book holder available
- Stands at eye level

Case Dimensions:

- 53" overall height



Model #	Size (W x H)	Description	Weight
UVS2228EZ	22" x 28"	Open Face Pedestal Board	13 lbs.
UVS2436EZ	24" x 36"	Open Face Pedestal Board	16 lbs.
UVAH5	20" x 9"	5 Pocket Acrylic Holder (4" x 9" Pockets)	3 lbs.
UVBH2228	-	Book Holder for 22" x 28"	2 lbs.
UVBH2436	-	Book Holder for 24" x 36"	2 lbs.

Dry Erase Pedestal Boards

- Display vibrant messages and advertisements to customers
- Slim style, aluminum chrome frame
- Double sided, dry erase interior (choose black or white)
- Optional acrylic brochure holder and book holder available
- Stands at eye level
- Two panels included

Case Dimensions:

- 53" overall height

Model #	Size (W x H)	Description	Weight
UVBPS2228	22" x 28"	Black Dry Erase	13 lbs.
UVBPS2436	24" x 36"	Black Dry Erase	16 lbs.
UWVPS2228	22" x 28"	White Dry Erase	13 lbs.
UWVPS2436	24" x 36"	White Dry Erase	16 lbs.
UVAH5	20" x 9"	5 Pocket Acrylic Holder (4" x 9" Pockets)	3 lbs.
UVBH2228	-	Book Holder for 22" x 28"	2 lbs.
UVBH2436	-	Book Holder for 24" x 36"	2 lbs.



Pedestal Boards



UVE58110
Holds 14" x 22" Insert




UVE58016 - Bronze
Holds 22" x 28" Insert



UVE52436
Holds 24" x 36" Insert



UVE58113 with UVPL2228



UVE58019 - Chrome



Poster Frame Pedestals

- Command the attention of passing traffic
- Posters displayed at eye level
- Lightweight and easy to transport
- Chrome aluminum frame
- Posters and letterboard panels (sold separately) insert easily through the top of the sign
- Slotted top allows 2 inserts up to 3/8" each
- Optional acrylic holders available
- This product is not available for custom order

Model #	Size (W x H)	Pedestal Height	Description	Weight
UVE58019	14" x 22"	54"	Flat Metal Base Stand Pedestal Sign	14 lbs.
UVE58016	22" x 28"	54"	Flat Metal Base Stand Pedestal Sign	15 lbs.
UVE58110	14" x 22"	58"	Rectangular Tube Stand Pedestal Sign	14 lbs.
UVE58113	22" x 28"	58"	Rectangular Tube Stand Pedestal Sign	15 lbs.
UVE52436	24" x 36"	58"	Rectangular Tube Stand Pedestal Sign	16 lbs.
UVAH5	20" x 9"	-	5 Pocket Acrylic Holder (4" x 9" Pockets)	3 lbs.
UVPL1422	14" x 22"	-	Black Plastic Letterboard Insert	3 lbs.
UVPL2228	22" x 28"	-	Black Plastic Letterboard Insert	4 lbs.
UVPL2436	24" x 36"	-	Black Plastic Letterboard Insert	5 lbs.
UVBH2228	-	-	Book Holder for 22" x 28"	2 lbs.
UVBH2436	-	-	Book Holder for 24" x 36"	2 lbs.

Pedestal Boards


Sign/Poster Pedestal Holders

- Heavy-duty, all metal holders
- Display posters and/or signs for years
- Slim-style construction
- 22" x 28" and 24" x 36" units include a support bar for extra durability
- Optional baskets available for brochures, pamphlets, or other literature
- Holds inserts up to 3/32" thick
- Post is 36"H
- Allow additional shipping time for colors other than Chrome

Model #	Size (W x H)	Finish	Weight
UVPSH711	7" x 11"	Chrome	14 lbs.
UVPSH81	8 1/2" x 11"	Chrome	15 lbs.
UVPSH17	14" x 11"	Chrome	18 lbs.
UVPSH28	22" x 28"	Chrome	20 lbs.
UVPSH23	24" x 36"	Chrome	22 lbs.
UVPSH711B	7" x 11"	Black	14 lbs.
UVPSH81B	8 1/2" x 11"	Black	15 lbs.
UVPSH17B	14" x 11"	Black	18 lbs.
UVPSH28B	22" x 28"	Black	20 lbs.
UVPSH23B	24" x 36"	Black	22 lbs.
UVPSH711D	7" x 11"	Gold	14 lbs.
UVPSH81D	8 1/2" x 11"	Gold	15 lbs.
UVPSH17D	14" x 11"	Gold	18 lbs.
UVPSH28D	22" x 28"	Gold	20 lbs.
UVPSH23D	24" x 36"	Gold	22 lbs.
UVPSH711Z	7" x 11"	Bronze	14 lbs.
UVPSH81Z	8 1/2" x 11"	Bronze	15 lbs.
UVPSH17Z	14" x 11"	Bronze	18 lbs.
UVPSH28Z	22" x 28"	Bronze	20 lbs.
UVPSH23Z	24" x 36"	Bronze	22 lbs.
UVBMH16	17"W x 6 1/2"H x 11"D	Optional Basket	5 lbs.



UVPSH28B with UVBMH16



UVPSH28Z



UVPSH28D with UVBMH16



UVPSH17



UVPSH711



UVPSH23

Counter Top Stands

- Display messages and inform customers of announcements
- Metal frame with a slot provided in the top
- Hold signs up to 3/32" thick
- Available in vertical or horizontal format

Model #	Frame Size (W x H)	Height	Format	Weight
UVCS5101	7" x 5 1/2"	13 1/2"	Horizontal	1 lb.
UVCS5103	11" x 7"	17"	Horizontal	1 1/2 lbs.
UVCS5105	14" x 11"	23"	Horizontal	2 lbs.
UVCS5106	11" x 14"	26"	Vertical	2 lbs.



UVCS5103



UVCS5101

Pedestal Boards



UVBO11-V



UVBO13-H



UVBE14-H

"Image" Pedestal Base Kit

- Turn your board into a pedestal sign
- Boards slide into wire frame either vertically or horizontally
- 36"H pedestal, 16" diameter base
- Boards sold separately
- Kit includes base, post, board holder, and hardware

Model #	Description	Weight
UVBO11-V	Base for 18" x 24" Board Vertical	15 lbs.
UVBO13-H	Base for 18" x 24" Board Horizontal	15 lbs.
UVBE10-V	Base for 24" x 36" Board Vertical	15 lbs.
UVBE12-V	Base for a 18" x 24" Board Vertical	14 lbs.
UVBE14-H	Base for a 18" x 24" Board Horizontal	14 lbs.



UVBM16



UVBS15

Pedestal Accessories

- Complement pedestal base by providing space for brochures, pamphlets, or other information
- Literature racks mount directly onto pedestal base (hardware included)
- Pedestal base and board sold separately



Model #	Description	Weight
UVBS15	Acrylic Brochure Holder	1 1/2 lbs.
UVBH15	Book Holder	1 1/2 lbs.
UVBOLT	Additional Chrome Bolt for Base	1 oz.



UV1824SGHDE



UV1824SGHDB



UV1824SGHCH

Economy Sandwich Board

- Economic solution to present your message to customers
- Satin Anodized aluminum frame
- Choose White or Black non-magnetic melamine surface
- Non-magnetic chalkboard surface available in Black or Green
- Purchase 48" long hinge separately to create your own easel

Model #	Size (W x H)	Description	Weight
UV1824SGHDE	18" x 24"	White Dry Erase Easel	10 lbs.
UV1824SGHDB	18" x 24"	Black Dry Erase Easel	10 lbs.
UV1824SGHCH	18" x 24"	Chalkboard Easel	10 lbs.
UV2436SGHDE	24" x 36"	White Dry Erase Easel	16 lbs.
UV2436SGHDB	24" x 36"	Black Dry Erase Easel	16 lbs.
UV2436SGHCH	24" x 36"	Chalkboard Easel	16 lbs.
UV48SGH	48"	Hinge	1 lb.



UV48SGH

Purchase hinge separately to create your own easel.

Pedestal Boards



UVEP86

UVEP86



UVPR4101

UVPR4100



For a listing of signs, please see pages 161-162.

Economy Pedestals

- Great for areas with heavy traffic
- Sturdy, yet lightweight base
- Holds sign plaques up to 1/8" thick
- Acrylic holders accommodate larger signs
- Post height adjusts 36" - 64"H

Model #	Size (W x H)	Weight
UVEP86	36" x 64"	9 lbs.

Sign Posts

- Alert customers of caution areas, entrances, exits and other information
- Classic finishes match any interior
- Hold signs up to 1/4" thick
- Hex head screw tightens the holder to hold sign securely

Model #	Description	Weight
UVPR4100	Black Post/Base	22 lbs.
UVPR4101	Chrome Post/Base	22 lbs.
UVPR4103	Gold Powdercoat Post/Base	22 lbs.



UV4150

Outdoor Parking Lot Post

- Designate parking policies
- Cast iron base with plastic cover
- Black Anodized post
- Accommodates 12" x 18" and 18" x 24" signs
- Pre-drilled holes in post for mounting
- Mounting hardware included

Model #	Description	Size (Dia x H)	Weight
UV4150	Parking Lot Post	2 1/2" x 52"	20 lbs.
UV5047	U-Channel Post	10'	30 lbs.

Parking Lot Signs



UVPNOPRK



UVPNOKFL



UVPVISPRK

Stock Parking Lot Signs

- Aluminum signs with outdoor vinyl lettering
- Rounded corners
- Mounting holes on top and bottom provided
- 12" x 18"

Model #	Description	Weight
UVPHDCPPK	Handicap Parking with Symbol	4 lbs.
UVPEMPMO	Employee of the Month	4 lbs.
UVPNOPRK	No Parking with Symbol	4 lbs.
UVPVISPRK	Visitor Parking	4 lbs.
UVPNOKFL	No Parking - Fire Lane	4 lbs.



UVPEMPMO



UVPHDCPPK



UVPCUST12REV



UVPCUST36

Custom Parking Lot Signs

- Create your own sign
- White background color with Black, Blue, Red, or Green lettering
- Aluminum signs with outdoor vinyl lettering
- Rounded corners
- Mounting holes on top and bottom provided
- Six sizes to choose from
- Optional reflective surface

Model #	Size (W x H)	Weight
UVPCUST6	12" x 6"	2 lbs.
UVPCUST12	12" x 18"	4 lbs.
UVPCUST18	18" x 24"	6 lbs.
UVPCUST12REV	18" x 12"	4 lbs.
UVPCUST24	24" x 24"	7 lbs.
UVPCUST36	24" x 36"	8 lbs.



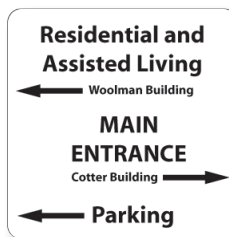
UVPCUST6



UVPCUST12



UVPCUST18



UVPCUST24

Reversible Boards

Oak Framed Reversible Boards


- Great for schools, churches, or offices
- Use twice the space with double-sided boards
- Solid oak with semi-gloss lacquer
- Choose any combination of chalk, cork, or dry erase boards
- Casters available (sold separately)



UV34RCB



UV34RCC



UV46RCC



UV34RMC



UV34RCB

Model #	Size (W x H)	Description	Weight
UV34RCB	48" x 36"	Chalkboard/Corkboard	45 lbs.
UV40RCB	60" x 42"	Chalkboard/Corkboard	54 lbs.
UV46RCB	72" x 48"	Chalkboard/Corkboard	66 lbs.
UV34RCC	48" x 36"	Chalkboard - Both Sides	38 lbs.
UV40RCC	60" x 42"	Chalkboard - Both Sides	44 lbs.
UV46RCC	72" x 48"	Chalkboard - Both Sides	51 lbs.
UVU34RMB	48" x 36"	Dry Erase/Corkboard	44 lbs.
UV40RMB	60" x 42"	Dry Erase/Corkboard	52 lbs.
UV46RMB	72" x 48"	Dry Erase/Corkboard	65 lbs.
UV34RMC	48" x 36"	Dry Erase/Chalkboard	47 lbs.
UV40RMC	60" x 42"	Dry Erase/Chalkboard	58 lbs.
UV46RMC	72" x 48"	Dry Erase/Chalkboard	73 lbs.
UV34RMM	48" x 36"	Dry Erase - Both Sides	48 lbs.
UV40RMM	60" x 42"	Dry Erase - Both Sides	59 lbs.
UV46RMM	72" x 48"	Dry Erase - Both Sides	76 lbs.
UV4CW	-	Set of 4 Casters	1 lb.

Steel Framed Mobile Dry Erase Boards

Single, Double or Reversible

Built on "manufacturing" durable mobile stands, these large dry erase boards are the most durable in the industry. Available double sided or single sided, boards feature a steel frame and a powder-coated black finish. Standard design includes a full length marker tray and four rolling casters.

- Marker Tray included
- Four rolling casters
- Black powdercoated steel
- Chalk, cork or combo designs also available
- Flip design available soon – please call for details



Double Sided



UV895
Single Sided

Model #	Size (W x H)	Description	Weight
UV890	17" x 36"	Single Sided Dry Erase Board	76 lbs.
UV891	24" x 36"	Single Sided Dry Erase Board	82 lbs.
UV892	28" x 36"	Single Sided Dry Erase Board	84 lbs.
UV893	48" x 54"	Single Sided Dry Erase Board	105 lbs.
UV895	72" x 48"	Single Sided Dry Erase Board	129 lbs.
UV894	66" x 72"	Single Sided Dry Erase Board	150 lbs.
UV890D	17" x 36" (x2)	Double Sided Dry Erase Board	80 lbs.
UV891D	24" x 36" (x2)	Double Sided Dry Erase Board	86 lbs.
UV892D	28" x 36" (x2)	Double Sided Dry Erase Board	88 lbs.
UV893D	48" x 54" (x2)	Double Sided Dry Erase Board	109 lbs.
UV895D	72" x 48" (x2)	Double Sided Dry Erase Board	136 lbs.
UV894D	66" x 72" (x2)	Double Sided Dry Erase Board	155 lbs.

Easels



UVDE1904



Unit folds down for easy transport.

Curvilinear Dry Erase Board Easel

- Folds up to half its size, making transporting easy
- Adjusts in height and inclines for better firmness in writing
- Radius corners for safety
- Tubular metal base and Black Anodized aluminum frame
- Double sided White Magnetic Dry Erase writing surface

Model #	Size (W x H)	Weight
UVDE1904	28" x 36"	26 lbs.



UVER2722

Dry Erase Sandwich Board

- Ideal for store fronts, walking malls, and more
- Create custom messages in seconds
- Surface cleans easily
- Attractive double-sided, melamine dry erase board with a solid oak frame (Light Oak or Walnut finish)
- 60" high

Model #	Finish	UVP Size (W x H x D)	Weight
UVER2722	Light Oak	22" x 38" x 1/2"	21 lbs.
UVER2722W	Walnut	22" x 38" x 1/2"	21 lbs.



UV85CB



UV80WB



4 Legged Dry Erase & Chalkboard Easels

- Lightweight aluminum frame
- 4-Adjustable, telescoping legs with metal locks
- Rubber, non-skid feet
- Dry Erase surface is magnetic
- Flipchart bar
- Full-length tray
- 27"W x 36"H writing area




Easels adjust to four different heights.

Model #	Description	Weight
UV80WB	Dry Erase Board	11 lbs.
UV85CB	Chalkboard	11 lbs.

Customize Any Board *Indicates standard option. No upcharge applies.



Wood Frame Colors



Walnut Light Oak Cherry



UV3096B

UV3095

Economy Wood Easels

- Display signs and boards
- Black or Natural finish
- Adjustable display ledge
- Ships knocked down, assembly required
- 64" tall

Model #	Description	Weight
UV3095	Natural Finish	5 lbs.
UV3096B	Black Finish	5 lbs.



UV8RE

Durable Riveted Easel

- Lightweight, aluminum easel
- Holds signs and charts
- Strong, riveted construction
- 5' tall

Model #	Weight
UV8RE	4 1/2 lbs.

Self Setting Easel

- Easel instantly sets up
- Hold the top of the easel and it will "snap" into place
- Constructed of Black steel
- Collapses to 15 1/4" x 2 3/4" x 2 3/4" for easy storage
- 64" tall

Model #	Weight
UVB6410	1 lb.



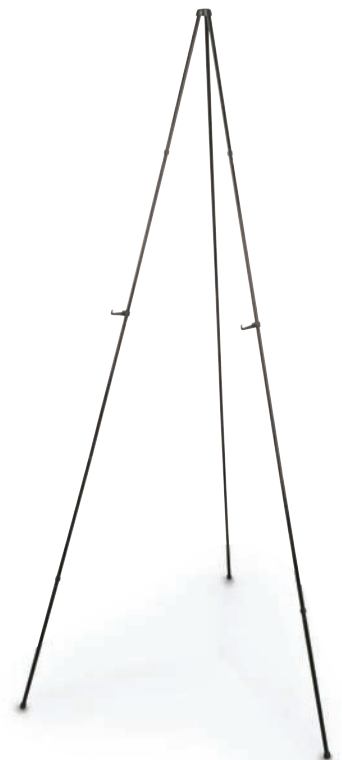
Collapses for easy storage.



Levers to hold lightweight signs and boards.



UVB6410



UVB6410

Easels



UV8E



UV8EFB

Display and Flipchart Easels

- Display posters, flipcharts, and more
- Lightweight, aluminum construction
- Metal support and locking braces
- Adjustable legs with aluminum locks
- Non-skid, rubber feet


Model #	Description	Weight
UV8E	Display Easel	2 1/2 lbs.
UV8EFB	Display Easel with Flipchart Bar	3 lbs.



UV333ET

Economy Steel Easel

- No assembly required
- Adjustable folding sign holders and a snap-together leg brace
- Rubber-tipped legs prevent slippage
- 57 1/2" high



Easily folds down for storage.


Model #	Description	Weight
UV333ET	Steel Easel	4 lbs.



UV8ETT

Low Cost Tabletop Easel

- Holds signs up to 24"H
- Bar supports bigger signs
- Aluminum construction




AGENDA

- Background
- Business Review
- Objectives
- Strategies
- Tactics
- Financial Implications
- Opportunity / Hazards

Easel pads available. All pads are perforated with 3 top drilled holes and a stiff cardboard back. 27" x 34". 50 sheets/pad.

UVEP3341 - Plain
 UVEP3365 - 1" Squares
 UVEP3331 - 1" Ruled



Collapsible

Model #	Size (H)	Weight
UV8ETT	19"	1 lb.

Assorted Visual Products

The Hub Modular Info Center

- Perfect for universities, health care facilities, businesses, fitness centers, and more
- Create your own custom configurations
- Five 8½" x 11" slotted windows on panels
- Choose letterboard with header, corkboard, or cork side panels
- White dry erase insert and dry erase calendar insert available
- Available in handsome wood frame finishes
- Lockable doors (2 keys included)
- ⅜" clear acrylic windows



UVHB72TDP



UVHB48LH

UVHB48SDP

UVHB84CK

UVHB48SDP



UVHB72TDP

Model #	Description	Size (W x H x D)	Weight
UVHB48LH	Letterboard with Header	38" x 24" x 2"	20 lbs.
UVHB84CK	Corkboard	38" x 24" x 2"	15 lbs.
UVHB48SDP	Side Display Panel	14 ¼" x 49 ½" x 2"	13 lbs.
UVHB72TDP	Top/Bottom Display Panel	67" x 12" x 2"	15 lbs.
UVHB61WEI	White Dry Erase Insert Panel	36" x 21" x ⅛"	12 lbs.
UVHB61CD	White Dry Erase Calendar Panel	36" x 21" x ⅛"	12 lbs.
UVH1001473	Clear Forms Holder	8 ⅝" x 9 ¾" x ½"	1 lb.

Economy Conference Cabinets

These attractive wooden cabinets open to reveal three melamine dry erase boards. Choose from three finishes to match your existing décor.

- Mounting hangers included
- For marker kits, add UV1776KIT to your order

Case Dimensions

- 96"W x 32"H – open
- 48"W x 32"H – closed
- 2 ¾" D



UV1432UPS

Combo versions offer fabric covered tack boards on wings of cabinet.

Model #	Size (W x H)	Description	Weight
UV1432UPS	48" x 32"	Dry Erase Unit	65 lbs.




Closed Unit

Customize Any Board



Wood Frame Colors



Walnut

Light Oak

Cherry

Assorted Visual Products

Form Holders




UV2909

Narrow Sign Foot Holders

- Holds signs up to 3/16" thick
- Wide flared top allows easier top feeding
- Foam tape pre-applied on base
- Clear PVC

Model #	Description	Weight
UV2909	12" Holder	1 lb.
UV2908	6" Holder	6 oz.
UV7791	3" Holder	6 oz.




UVCORPNP11

Aluminum Sign Snap Base

Hold cardboard, acrylic, plastic, tagboard and more in this durable aluminum snap base. A conveniently-sized versatile option for countertops, desks and tables, these bases can hold inserts up to 3/16" thick. Five aluminum springs ensure that inserted items are secured within the base, as well as allow for easy changing.

- 3 5/8" base thickness
- Aluminum construction

Model #	Size	Weight
UVCORPNP11	11"L x 3 1/4"W	5 oz.



UV2712

UV2720

Slantback Countertop Sign Holders

- Great for promoting products and/or policies
- Insert paper through the slot on the bottom
- Manufactured from seamless acrylic

Model #	Size (W x H)	Weight	Model #	Size (W x H)	Weight
UV2712	3 1/2" x 5 1/2"	6 oz.	UV2718	7" x 11"	1 lb.
UV2713	5 1/2" x 3 1/2"	6 oz.	UV2719	11" x 7"	1 lb.
UV2714	5" x 7"	7 oz.	UV2720	8 1/2" x 11"	2 lbs.
UV2715	7" x 5"	7 oz.	UV2721	11" x 8 1/2"	2 lbs.
UV2716	5 1/2" x 7"	7 oz.	UV2722	11" x 14"	3 lbs.
UV2717	7" x 5 1/2"	7 oz.	UV2723	14" x 11"	3 lbs.




UV2744

Top Loading Sign Holders


- Insert and display announcements and promotions on countertops
- Manufactured from seamless acrylic

Model #	Size (W x H)	Weight
UV2738	4 1/2" x 3"	6 oz.
UV2739	3 1/2" x 5 1/2"	6 oz.
UV2740	5 1/2" x 3 1/2"	6 oz.
UV2742	5 1/2" x 7"	7 oz.
UV2743	7" x 5 1/2"	7 oz.
UV2744	7" x 11"	1 lb.
UV2745	11" x 7"	1 lb.
UV2746	11" x 14"	3 lbs.
UV2747	14" x 11"	3 lbs.
UV7152	8 1/2" x 11"	2 lbs.



UVCS5300

UVCS5301



For signs, please see pages 161-162.

Acrylic Counter Top Stands

- Place acrylic stands on counters or desks to display important messages or advertisements
- Holds either paper or acrylic up to 1/4" thick
- Slide base under other objects for extra stability

Model #	Size (W x H)	Weight
UVCS5300	7" x 5 1/2"	1 lb.
UVCS5301	11" x 7"	1 1/2 lbs.

Assorted Visual Products

Form Holders/Tents

Next Window Please Tent

- PVC plastic tents
- Blue on White lettering
- 10" x 3" sign

Model #	Description	Weight
UVT6280	Next Window Please	5 oz.
UVTCUST	Custom Tent	5 oz.



UVTCUST



UVT6280

Custom Banners

- Hemmed to prevent fraying
- Brass grommets for hanging
- Vinyl construction with 1 or 2 color vinyl graphics
- Pricing on quote basis based on final customer design

Model #	Size (W x H)	Weight
UV1177	10' x 3'	6 lbs.
UV1175	6' x 3'	5 lbs.
UV1173	7' x 2'	4 lbs.



UV1177


Hanging/Wall-Mount Sign Holders

- Manufactured from seamless acrylic
- Attach to the wall or hang from the ceiling with screws or suction cups (not included)
- Signs insert easily through top or side - holes predrilled

Model #	Size (W x H)	Weight	Model #	Size (W x H)	Weight
UV6291	8 1/2" x 11"	2 lbs.	UV2752	11" x 14"	3 lbs.
UV2748	5 1/2" x 7"	7 oz.	UV2753	14" x 11"	3 lbs.
UV2749	7" x 5 1/2"	7 oz.	UV2754	14" x 22"	4 lbs.
UV2750	7" x 11"	1 lb.	UV2756	22" x 28"	5 lbs.
UV2751	11" x 7"	1 lb.	UV2757	28" x 22"	5 lbs.
UV6292	11" x 8 1/2"	2 lbs.	UV6293	24" x 36"	6 lbs.



UV2753



UV6291

Car Top Signs

- Floating magnet secures advertisement to any vehicle with an unencumbered steel roof
- Durable corrugated plastic
- Feature a 9"H x 26"W printing area
- Waterproof, safe, and easy to apply

Model #	Size (W x H)	Description	Weight
UV926CT	28" x 10"	Car Top Sign w/ 1 Color Wording	4 lbs.
UV926BT	28" x 10"	Blank Car Top Sign	4 lbs.
UVCLOGO	-	Custom Logo	-
PCOLOR	-	Per Color Charge	-



UV926BT



UV926CT w/
Custom Logo

*We now manufacture illuminated car top signs, please call for more details.

Multi-Purpose Sign Frame

- Use for promotional posters, ads, information signs, and more
- Mount on walls or countertops/tables or hang from the ceilings with chains (not included)
- Sturdy, radius, injection molded plastic frame
- Use indoors or out
- 20" x 12" insert size



UVMP2214
Side View



UVMP2214

Model #	Size (W x H)	Weight
UVMP2214	22" x 14 1/2"	1 1/2 lbs.

Assorted Visual Products

ADA Compliant & Facility Signs



UV20522



UV20524



UV20517



UV20519



UV20523



UV20521



UV20518



UV20520



UV20528



UV20529

ADA Compliant Signs

- Sign fulfills the Americans with Disabilities Act (ADA) requirements
- Use in schools, offices, hotels, stores, restaurants, and many other public places
- Meets criteria for Grade 2 Braille, raised lettering, character proportion and height, finish and contrast rules
- Mount to surfaces with self-adhesive strips (included)
- Available in Blue
- Other signs available, please call for details.

Model #	Description	Weight
UVADAS9	Set of all 10 signs	4 1/2 lbs.
UV20522	Wheelchair Accessible	8 oz.
UV20524	Stairs	8 oz.
UV20517	Men Restroom	8 oz.
UV20519	Women Restroom	8 oz.
UV20523	No Smoking	8 oz.
UV20521	Men/Women Restroom	8 oz.
UV20518	Men/Accessible	8 oz.
UV20520	Women/Accessible	8 oz.
UV20528	Telephone	8 oz.
UV20529	Men/Women Accessible	8 oz.



UVOS1056



UVOS1037



UVOS1038



UVOS1043



UVOS1044



UVOS1045



UVOS1059



UVOS1060



UVOS1061



UVOS1042



UVOS1057



UVOS1058



UVOS1039



UVOS1040



UVOS1041

Facility Signs

These universal instructional signs for wayfinding, emergency instructions or general information are durably constructed and can be mounted on a variety of surfaces. Signs are reverse silkscreened on acrylic to protect the sign surface.

- 4"x 10" or 10" x 7"
- Acrylic silkscreened signs
- Radius corners
- Foam tape pre-applied for hanging



UVOS1046



UVOS1047



UVOS1048



UVOS1049



UVOS1054



UVOS1062



UVOS1055



UVOS1050



UVOS1051



UVOS1052



UVOS1053

Directional Signs

Easily display directions, warnings, titles and more with these high-quality acrylic signs. These way-finding signs are reverse back-printed, available with or without adhesive backing and feature an opaque design with a clear acrylic cover.

- Beveled edge
- 3" x 9" rectangle or 3" x 3" square
- Call for custom printing



Aluminum Snap-Frame Way Finding Signs

Direct clients, customers and guests in your office with these economical way-finding signs, constructed of lightweight anodized aluminum and a thin acrylic protector sheet. Rounded aluminum frame panels easily open and snap closed to secure content within.

- Anodized aluminum construction
- Foam adhesive backing
- $\frac{3}{8}$ " of poster size covered by frame
- Create your own copy for wayfinding and replace as needed



UVCORPWP



UVCORPWP

Model #	Poster Size	Weight
UVCORPWP	4 $\frac{1}{2}$ " x 5 $\frac{1}{2}$ "	1 oz.
UVCORPWP85	8 $\frac{1}{2}$ " x 4 $\frac{1}{2}$ "	3 oz.
UVCORPWP115	11" x 5 $\frac{1}{2}$ "	5 oz.

Crowd Control




Dynasty Posts - 1500 Series

- A stylish solution for all crowd control situations
- Self reeling belt tape slides effortlessly and inserts easily into the next post's slot
- Tape's end piece features a special locking mechanism ensuring that the tape will not accidentally slip out of posts
- To release, simply pull back the release valve and slide up
- Constructed of extruded aluminum
- Tough polyester tape available in a variety of colors
- To prevent scuffs and scratches, order our floor protector pads
- Posts ship knocked down
- Bright Polished Gold finish now available (extra lead time)

Model #	Description	Weight
UVP1500	Premium Post - Black	26 lbs.
UVP1501	Premium Post - Chrome	26 lbs.
UVP1506	Polished Gold Post/Base	26 lbs.
UVP4700	Floor Protector Strip	1 lb.



Sign holders available on pages 161-162!



Standard Posts
Use when your crowd control needs are constantly changing.




UVP1506S7-L6



UVP1501S7-L6

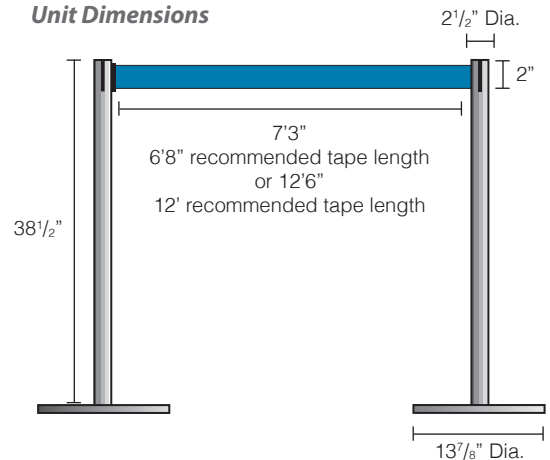


UVP1500S7-L7



Posts now ship knocked down for better shipping rates.

Unit Dimensions




Custom Options Crowd Control *Indicates standard option. No upcharge applies.



Tape Colors



Post Finishes (Upcharge)



Presidential Posts - 1700 Series

- Great way to guide customers to the appropriate place
- Accented head gives posts a modern look
- Belt with a locking mechanism secures the belt into the next post
- Removes easily by pulling the release valve and sliding the end piece up
- 3-way receiver connects to other posts in all directions
- Floor protector pads protect floors and prevent the posts from sliding (sold separately)
- Posts ship knocked down
- Bright Polished Gold finish now available (extra lead time)



Model #	Description	Weight
UVP1700	Black Post/Base	26 lbs.
UVP1701	Chrome Post/Base	26 lbs.
UVP1706	Polished Gold Post/Base	26 lbs.
UVPR4700	Floor Protector Strip	1 lb.



Pull tape effortlessly to the next post. As a safety precaution, a slow retraction braking system is built into each cassette.

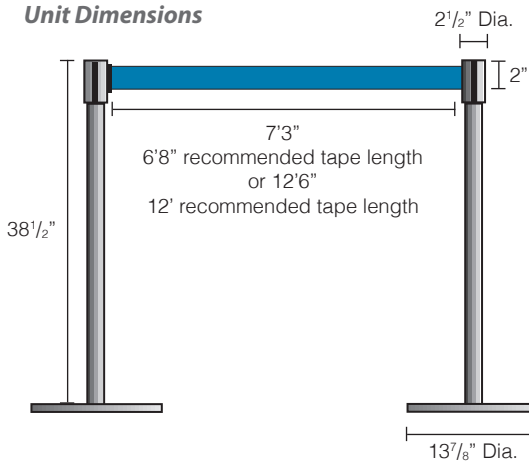


Tape end piece slides easily into post receiver and locks securely.



To release locking mechanism, pull back release valve and slide up. This prevents accidental disconnection.

Unit Dimensions




UVP1701S7-L6



UVP1706S7-L6



UVP1700S7-C3



Posts now ship knocked down for better shipping rates.



Tape Colors



Post Finishes (Upcharge)



Crowd Control

ADA Compliant Posts



ADA Compliant Posts - 1100 Series

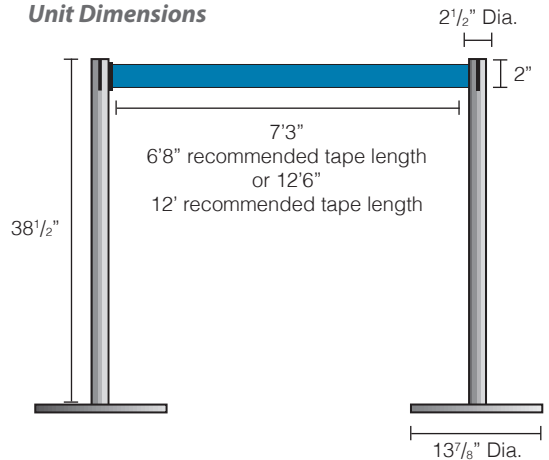
- Visually impaired persons can detect lowered tape using a cane or a seeing eye dog
- 27" height above the floor complies with ADA regulation 4.4.1 concerning protruding objects
- Prevent line cutting and keep children in line
- End piece with locking mechanism prevents tape from accidentally sliding out
- Simply pull back the release valve and slide up to release
- Floor protection pads and replacement cartridges are available
- Posts ship knocked down
- Bright Polished Gold finish now available (extra lead time)

Model #	Description	Weight
UVP1100	Black Post/Base	26 lbs.
UVP1101	Chrome Post/Base	26 lbs.
UVP1106	Polished Gold Post/Base	26 lbs.
UVP1105	Replacement Cartridge	1 lb.
UVPR4700	Floor Protector Strip	1 lb.



UVP1105
Replacement Cartridge

Unit Dimensions



Pull tape effortlessly to the next post. As a safety precaution, a slow retraction braking system is built into each cassette.



Tape end piece slides easily into post receiver and locks securely.



To release locking mechanism, pull back release valve and slide up. This prevents accidental disconnection.

Custom Options Crowd Control

*Indicates standard option. No upcharge applies.

Tape Colors



Hunter Green (L2) Red (L4) Royal Blue (L6) Black (L7) Burgundy (L9) Black/Grey (C2) Black/Gold (C3) Black/Red (C5)

Post Finishes (Upcharge)




Black* Chrome Polished Gold

Double Tape Posts - 1300 Series

- Deter line cutting and help visually impaired patrons
- Posts fully comply with ADA regulation 4.4.1 concerning protruding objects
- Second tape is low enough for visually impaired persons to detect with a seeing eye dog or a cane
- Constructed of extruded aluminum
- Durable polyester tape is self reeling
- Locking end piece ensures the tape will not slip off receivers
- To release, just pull back the release valve and slide up
- Floor pads protect floors from scuffs and scratches (sold separately)
- Bright Polished Gold finish now available (extra lead time)



Model #	Description	Weight
UVP1300	Double Tape Post - Black	28 lbs.
UVP1301	Double Tape Post - Chrome	28 lbs.
UVP1306	Polished Gold Post/Base	28 lbs.
UVPR4700	Floor Protector Strip	1 lb.




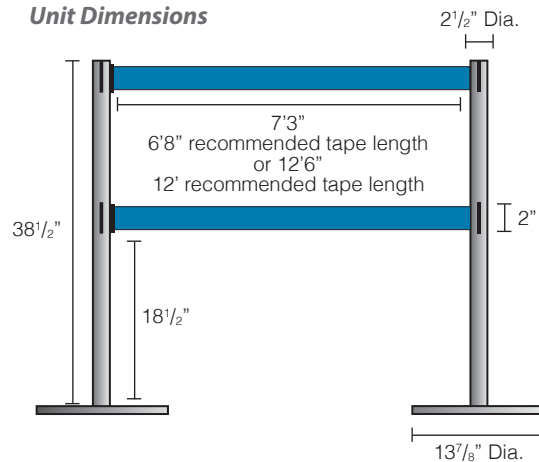
Standard Posts

Use when your crowd control needs are constantly changing.



Posts now ship knocked down for better shipping rates.

Unit Dimensions



UVP1300S7-L7

UVP1306S7-L6



Tape Colors



Post Finishes (Upcharge)



Crowd Control

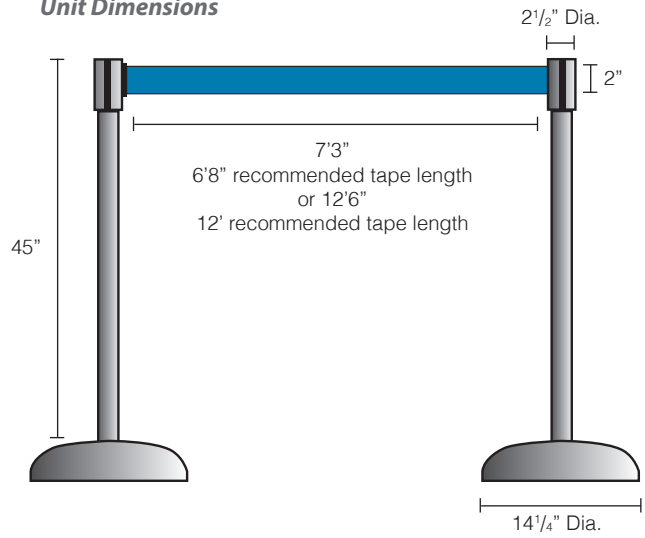
Budget Posts - 1200 Series

- Offers economy without sacrificing durability, style and safety
- Self-reeling tape allows for easy belt extension to the next post
- Constructed of a strong plastic poly material
- Stabilize base using sand or gravel
- Some assembly required



Model #	Description	Tape Lengths	Weight
UVPR1200	Economical Post	7'3"	9.5

Unit Dimensions



UVPR1200-L6
with Blue Tape



Item ships
knocked
down.



Custom Options Crowd Control



Tape Colors



Indoor Budget Rope Posts

- Use both indoors and outdoors to direct traffic flow or block off an area
- Great for malls, sport arenas, parking lots, convention halls, schools, etc.
- Poly-constructed posts ship knocked-down but easily assemble in minutes
- Designed to hold lightweight 2" dia. waterproof, polypropylene ropes or 2" plastic chain links (sold separately)
- Fill durable base with either sand or water for stability
- Available in Black only


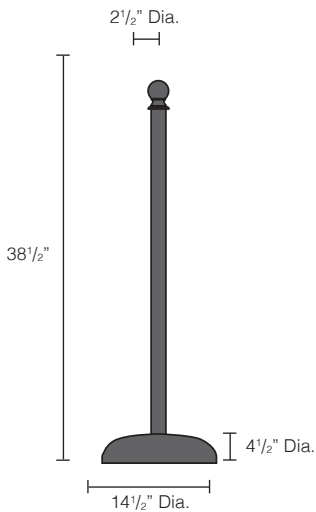
Model #	Description	Weight
UVCCP47A	Standard Post/Base	3 lbs.



Posts now ship knocked down for better shipping rates.



Unit Dimensions



UVCCP47A with UVPR3907



Ropes and Chains sold separately; please see pages 157-158.



Crowd Control

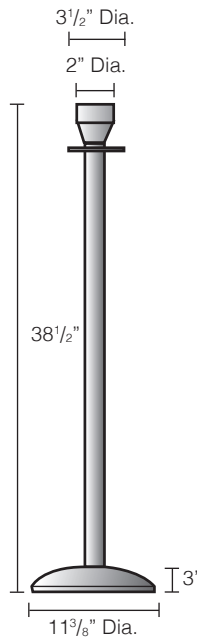


UVPR3100



UVPR3102

Unit Dimensions



Traditional Post

- Sleek square finial and dome base add a touch of class to any setting
- Constructed of extruded aluminum with a variety of finishes
- Floor protector pads prevent scratches and scuffs (sold separately)

Model #	Description	Weight
UVPR3100	Chrome Single Post	33 lbs.
UVPR3102	Gold Anodized Single Post	33 lbs.
UVPR4700	Floor Protector Strip	1 lb.

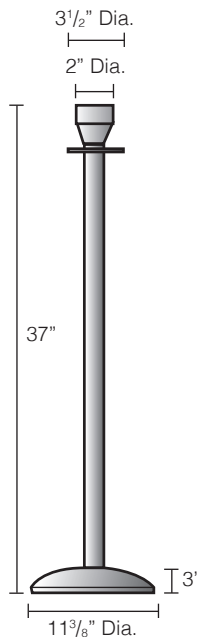


UVPR3502

UVPR3500
with
UVPR4900



Unit Dimensions



Sign finial top standard on all posts.

Metro Post

- Smooth flat finial will enhance any setting
- Constructed of extruded aluminum
- Includes sign finial top for adding signage
- Floor protector pads prevent scuffs and scratches (sold separately)

Model #	Description	Weight
UVPR3500	Chrome Single Post	33 lbs.
UVPR3502	Gold Anodized Single Post	33 lbs.
UVPR4700	Floor Protector Strip	1 lb.

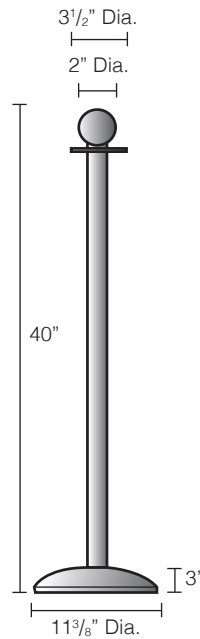


Ropes sold separately. For ropes and chains, please see pages 157-158.

Majestic Posts

- Striking, round finial adds the right amount of elegance to any luxurious interior
- Constructed of extruded aluminum
- Floor protector pads sold separately
- Sign Adapter Finial not available

Unit Dimensions



UVPR3301



UVPR3300


Model #	Description	Weight
UVPR3300	Chrome Single Post	33 lbs.
UVPR3301	Gold Anodized Single Post	33 lbs.
UVPR4700	Floor Protector Strip	1 lb.

Crowd Control Rental Program

- Perfect solution to organizing personnel at events
- Great for elections, night clubs, special events, conventions, and more
- Choose from a selection of Black or Chrome tape or rope posts
- Call our Customer Service Department for more details




Dynasty Tape Posts




Presidential Tape Posts



Formal Colonial Tape Posts



Majestic Rope Posts



Metro Rope Posts



Traditional Rope Posts

Crowd Control



Formal Colonial Tape Posts - 1400 Series

- Forget cold metal post and ropes and add warmth while keeping order
- Strong poly construction for indoor use
- Posts assemble in minutes
- Includes a decorative finial, a weight bag, and a base plate
- Floor pads prevent scuffs and scratches (sold separately)

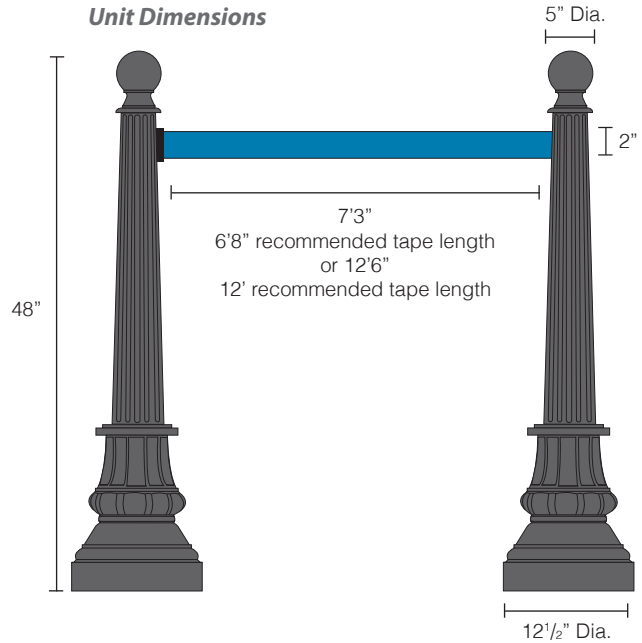
Model #	Description	Tape Length	Weight
UVPR1400	Round Finial Post	7'3"	9 lbs.
UVPR1402	Fountain Finial Post	7'3"	9 lbs.
UVPR1404	Sign Finial Post	7'3"	9 lbs.
UVPR1406	Acorn Finial Post	7'3"	9 lbs.
UVPR1408	Round Finial Post	12'6"	9 lbs.
UVPR1410	Fountain Finial Post	12'6"	9 lbs.
UVPR1412	Sign Finial Post	12'6"	9 lbs.
UVPR1414	Acorn Finial Post	12'6"	9 lbs.
UVPR4700	Floor Protector Strip	-	0




12'6" tape cartridges are available to cover greater distances with fewer posts!

UVPR1400BK-L7

Unit Dimensions



Custom Options Crowd Control



Formal Colonial Rope Posts - 1400 Series

- Poly-casted posts reflect "Old World" architecture commonly found in the 1800's
- Designed to blend with the decor found in historical buildings, museums, theatres, while providing direction and subtle parameters for guests
- Includes a finial, a weight bag, a base plate, and two receiver brackets
- Ropes sold separately
- Floor pads prevent scratches (sold separately)



Posts shown with metal chains, please see pages 157-158 for more options.

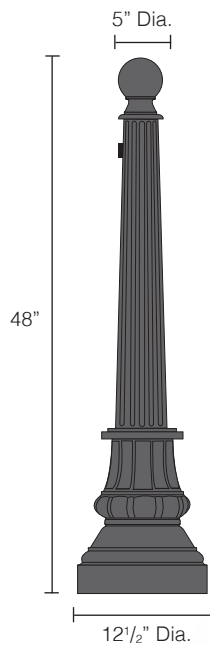
Model #	Description	Weight
UVPR1401	Round Finial Post	9 lbs.
UVPR1403	Fountain Finial Post	9 lbs.
UVPR1405	Sign Finial Post	9 lbs.
UVPR1407	Acorn Finial Post	9 lbs.
UVPR4700	Floor Protector Strip	1 lb.
UVPR4500	Additional Receiver Brackets	1 lb.



For ropes and chains, please see pages 157-158



Each unit includes a weight bag to keep posts sturdy. To assemble, fill weight bag and insert into base. Attach base plate, attach finial, and arrange accordingly.



UVPR1401

Finial Options



UVPR1400/1408
Round Finial Post



UVPR1402/UVPR1410
Fountain Finial Post



UVPR1404/UVPR1412
Sign Finial Post
For a listing of signs, see pages 161-162.



UVPR1406/UVPR1414
Acorn Finial Post
(Minimum order required)

Crowd Control



Wall Mount Units block areas up to 12 ft!



Close aisles and other restricted areas.



UVPR1902-L6



UVPR1904
Hose Clamps

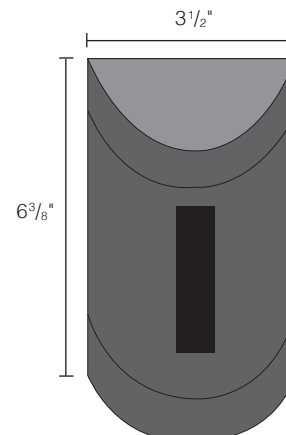


UVPR1903

Wall Mounted Units - 1900 Series

- Perfect for both office and industrial areas where space is limited
- Ideal for check out lanes or aisles
- Easily attach to any wall or vertical flat surface
- Wall receiver included to attach at opposite wall or surface
- Tapes designed to connect with other tape posts
- Choose from two mounting features: standard wall plate or hose clamps
- Hose clamps attach to poles or racks
- Feature 12'6" tape

Unit Dimensions



Model #	Description	Weight
UVPR1902	Wall Mount Unit	1 lb.
UVPR1903	Replacement Wall Receiver	1 lb.
UVPR1904	Wall Mount Unit w/ Hose Clamps	1 lb.

Replacement Cartridges - 7'3" Length

- Inexpensive solution to worn tapes and/or interior design changes
- Remove prior tape cartridges and place in new cartridge
- Use the same post in different setting just by replacing the tape
- End piece with a locking mechanism to ensure end piece will not slip from post receivers
- 3-way receiver
- 7'3" in length



UVPR2100-L4



UVPR2100-C3

Model #	Description	Weight
UVPR2100	Replacement Tape Cartridges	1.5 lbs.

Replacement Cartridges - 12'6" Length

- 12'6" tape needs fewer posts and blocks larger areas
- Self-reeling tape features a locking end piece to prevent tape from sliding out of a post's receiver
- Easy to install in new or existing posts



UVPR2101-C2



UVPR2101-L6

Model #	Description	Weight
UVPR2101	Extension Tape Cartridges	1 lb.

Use Replacement/Extension Tape Cartridges with our Dynasty, Presidential, Budget, Display and Formal Colonial Posts

Replacement Cartridge Instructions



Unscrew the bottom screws on the slots next to tape end piece only



Slowly pull tape cartridge out



New tape cartridge easily slides into post



Tighten the tape cartridge securely


Custom Options Crowd Control



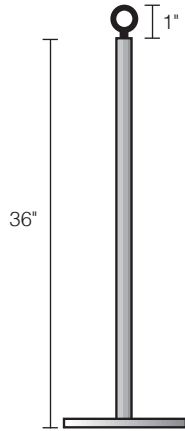
Tape Colors



Crowd Control




Unit Dimensions



Eye Slot Posts

- Inexpensive way to have a quality queue system
- Black slot at the top of a rope or chain to pass through
- Standard rope ends easily attach to the eye slot
- Durable steel construction
- Assembly required
- Black, Bronze, Gold, and Chrome color options

Model #	Description	Weight
UVPR2600	Eye Slot Post	13 lbs.




Adjustable Eye Slot Post

- Block off an area or guide visitors
- Save money by allowing posts to be spaced at any length
- Lightweight base is easy to transport
- Adjusts from 36" to 64" high
- Available in Black only


Model #	Diameter	Weight
UVPR2800	1"	6½ lbs.

Floor Protector Strips

- Protects floors from scuffs and scratches
- Foam pads cushion the post base and grips floors, preventing the post from sliding
- Five pads attach with self-adhesive glue
- 2" x 3" pads



UVPR4700



Model #	Description	Weight
UVPR4700	Floor Protector Strip	10 lbs.

Wall Receiver

- Use wall receivers in place of an additional post and save money
- Attach to a wall, counter, or any other flat vertical surface
- Available in Black only



UVPR1903

Model #	Description	Weight
UVPR1903	Replacement Wall Receiver	1/4 lb.

Rope Wall Plate

- Use a wall as part of your queuing system and save money
- Use wall plate to attach ropes to walls
- Attach to any wall, counter, or vertical surface
- Available in Chrome only



UVPR4500

Model #	Diameter	Weight
UVPR4500	1"	1 lb.

Crowd Control



UVPR3900A



UVPR3902A

Ropes

- Rope fabrics and colors to match any interior
- Available in 4' and 8' lengths

VELOUR

- Soft velvet fabric surrounds a compact cotton tube
- Perfect match for upscale settings
- 1 1/2" diameter
- Snap rope ends available in Chrome or Gold Anodized (please specify finish when ordering)

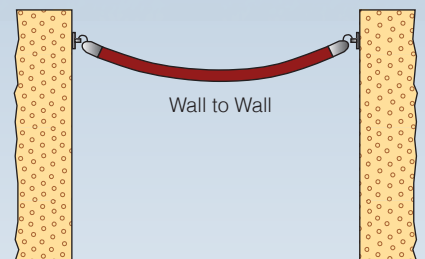
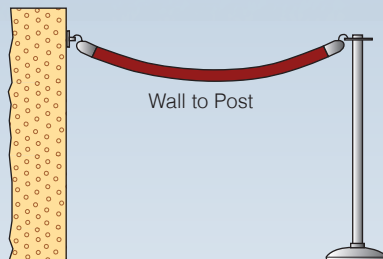
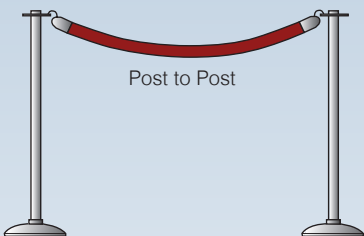
NAUGAHYDE

- Tough leather-like fabric surrounds a compact cotton tube
- Great for areas with steady crowds and continuous use
- 1 1/2" diameter
- Snap rope ends available in Chrome or Gold Anodized (please specify finish when ordering)



Model #	Description	Length	Weight
UVPR3900A	Velour Rope	4'	1 1/2 lbs.
UVPR3901A	Velour Rope	8'	2 1/2 lbs.
UVPR3902A	Naugahyde Rope	4'	1 1/2 lbs.
UVPR3903A	Naugahyde Rope	8'	2 1/2 lbs.

Use Ropes in a Variety of Settings



Ropes and Chains

TWISTED POLYPROPYLENE - UVPR3906

- Robust polypropylene rope twisted for extra durability
- Weather proof rope is easy to handle and great for use outdoors
- Ropes sold per foot
- Available in White, Yellow, and Yellow/Black

SOLID BRAIDED POLYPROPYLENE - UVPR3907

- Sleek polypropylene rope braided for an attractive look
- Ideal for theatres, churches, and museums
- Sold per foot
- Available in Black, Burgundy, Dark Green, Light Green, and Blue

TWISTED NYLON - UVPR3908

- Soft nylon rope twisted for an attractive look
- Perfect for convention centers, restaurants, and stores
- Sold per foot
- Available in White only

METAL CHAINS - UVPR3910

- Solid metal chains linked together to provide a sturdy hold
- Great for outdoor use, especially areas that are in constant use
- Sold per foot
- Available in Silver and Yellow Powdercoat

PLASTIC CHAINS - UVPR3911

- Lightweight linked chains perfect for areas with less traffic
- Use chains indoors or out as an ornamental barrier
- Sold per foot
- Available in Black, White, or Yellow



Model #	Description
UVPR3906	Twisted Polypropylene
UVPR3907	Solid Braided Polypropylene
UVPR3908	Twisted Nylon
UVPR3910	Metal Chain
UVPR3911	Plastic Chain
UVPR7901	Snap Rope End
UVPR7902	Hook End
UVML	Master Link for Plastic Chains

All Custom Length Ropes and Chains are Non-Refundable



UVPR7901
For Metal Chains



UVML
Master link connects plastic chain to post. Available in Black, White, or Yellow



UVPR7902
For Ropes

Eye Slot

- Inexpensive accessory turns a standard post into a versatile one
- Accommodates inexpensive braided/twisted ropes
- Ropes slide through the eye slot, connecting it with other posts

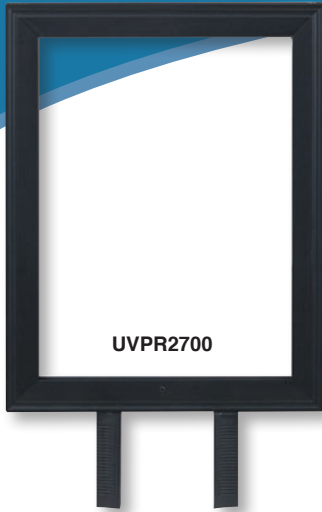
- Eye slot attaches to Metro posts
- Available in Black

Model #	Diameter	Weight
UVPR6500	1"	1/2 lb.

UVPR6500




Crowd Control



Sign Frames for Tape Posts

- Sign frames attach easily to our tape posts
- Place frame legs into the post receivers
- Hold signs up to ¼" thick
- Features a lift-off top for changes - remove with phillips head screwdriver
- Available in Black only
- Custom sizes are available

Model #	Size (W x H)	Weight
UVPR2700	9" x 12"	1 lb.



For signs, please see pages 161-162.

Sign Frames for Rope Posts

- Display messages and information to customers and visitors
- Extruded aluminum frames feature a lift-off top for easy changes - removes with phillips head screwdriver
- Accommodates signs up to ¼" thick
- Attaches to Metro Posts
- Available in Black only

Model #	Size (W x H)	Weight
UVPR7100	7" x 11"	2 lbs.
UVPR7101	9" x 12"	2 lbs.



Plastic Sign Frame for Tape Posts

- Message slides through top slot
- Radius plastic frame
- Attaches into post receivers
- Available only in Black

Model #	Size (W x H)	Weight
UV2701	7" x 11"	4 lbs.
UV2701A	9" x 12"	4 lbs.

Acrylic Sign Holder for Tape Posts


- Display important messages and information
- Slide into tape post receivers, turning your post into a pedestal sign
- Accommodates paper and acrylic signs up to 1/8" thick
- Available in Black only



For signs, please see pages 161-162.



UVPR6700

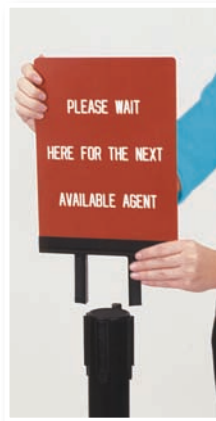


UVPR6701

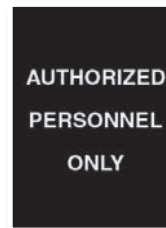
Model #	Size (W x H)	Weight
UVPR6700	8 1/2" x 11 1/2"	2 lbs.
UVPR6701	14" x 11"	1 lb.

Sign Brackets for Tape Posts

- Turn posts into sign holders
- Attach by sliding the bracket legs into the receiver slot in the post
- Brackets available in two colors and hold any sign up to 1/4" thick
- Bracket legs are Black only
- For a list of signs available, see pages 161-162



UVPR2500



For signs, please see pages 161-162.



Model #	Description	Weight
UVPR2500	Black 7" L Bracket	1 lb.
UVPR2501	Chrome 7"L Bracket	2 lbs.

Sign Bracket for Rope Posts

- Display information to customers and visitors
- Sign brackets screw into Metro posts
- Accommodates signs up to 1/4" thick
- Bracket tightens according to the sign thickness
- 7"W

Model #	Description	Weight
UVPR4900	Chrome Sign Bracket	2 lbs.
UVPR4901	Black Sign Bracket	2 lbs.



UVPR4900

Crowd Control

Acrylic Signs

- Acrylic signs available as shown
- Cut vinyl wording
- Use with the sign bracket and sign frame
- 9"W x 12"H signs for sign frames
- 7"W x 11"H signs for sign brackets

Model #	Size (W x H)	Weight
UVPR4800-UVPR4852	7" x 11"	1 oz.
UVPR5000-UVPR5052	9" x 12"	1 oz.



UVPR4833/
UVPR5033

AUTHORIZED
PERSONNEL
ONLY

UVPR4800/
UVPR5000

CAUTION

UVPR4801/
UVPR5001

CLOSED
CERRADO
GESHLOSSEN
FERME

UVPR4847/
UVPR5047

CHECK
OUT

UVPR4802/
UVPR5002

COMMERCIAL
ACCOUNTS
ONLY

UVPR4848/
UVPR5048

DEPOSITS
ONLY

UVPR4832/
UVPR5032

DO NOT
ENTER

UVPR4803/
UVPR5003

ENTER

UVPR4804/
UVPR5004

ENTRANCE

UVPR4805/
UVPR5005

ESPERE
AQUI
POR FAVOR

UVPR4806/
UVPR5006

EXIT

UVPR4807/
UVPR5007

EXIT
ONLY

UVPR4809/
UVPR5009

EXIT
PLEASE
DO NOT
ENTER

UVPR4808/
UVPR5008

EXPRESS
CHECK IN

UVPR4810/
UVPR5010

FIRST
CLASS
CHECK IN

UVPR4811/
UVPR5011

MEMBERS
ONLY

UVPR4834/
UVPR5034

MERCHANT
WINDOW

UVPR4812/
UVPR5012

NO
ENTRY

UVPR4813/
UVPR5013

NO
SMOKING

UVPR4814/
UVPR5014

NO
SOLICITING

UVPR4843/
UVPR5043

OPEN

UVPR4842/
UVPR5042

OUR
FACILITY
WELCOMES
YOU

UVPR4836/
UVPR5036

OUT
OF
SERVICE

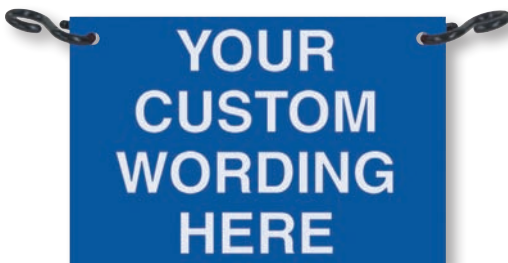
UVPR4838/
UVPR5038

PASSENGERS
ONLY
BEYOND
THIS POINT

UVPR4815/
UVPR5015

PLACE
ORDERS
HERE

UVPR4849/
UVPR5049



9"W x 6"H

Hanging Rope Sign

- Inform customers, visitors, and/or employees of restricted areas or other information
- Sign hangs from "s" hooks that attach to either ropes or chains
- Available with White lettering on a Black or Blue background (other colors are available, call for details)
- Choose from standard list of signs or create a custom sign

Signs Available for UVPR5100:
-Do Not Enter -Restricted Area
-Welcome -Thank You


Model #	Description	Weight
UVPR5100	Hanging Rope Sign	1 oz.
UVPR5101	Custom Rope Sign	1 oz.

PLEASE DO NOT ENTER	PLEASE ENTER HERE	PLEASE EXIT HERE	PLEASE TURN OFF ALL CELLULAR PHONES	PLEASE WAIT HERE FOR NEXT AVAILABLE AGENT	PLEASE WAIT HERE FOR NEXT AVAILABLE TELLER	PLEASE WAIT HERE FOR NEXT AVAILABLE CLERK	PLEASE WAIT TO BE SEATED
UVPR4830/ UVPR5030	UVPR4816/ UVPR5016	UVPR4840/ UVPR5040	UVPR4852/ UVPR5052	UVPR4817/ UVPR5017	UVPR4819/ UVPR5019	UVPR4818/ UVPR5018	UVPR4820/ UVPR5020
PLEASE WATCH YOUR STEP	POR FAVOR ENTRADA	POR FAVOR SALIDA	PURCHASE AND REISSUE TICKETS	PURCHASE TICKETS	PURCHASE TICKETS HERE	REGISTER HERE	RESTRICTED AREA
UVPR4846/ UVPR5046	UVPR4821/ UVPR5021	UVPR4822/ UVPR5022	UVPR4823/ UVPR5023	UVPR4824/ UVPR5024	UVPR4825/ UVPR5025	UVPR4826/ UVPR5026	UVPR4839/ UVPR5039
SELF SERVICE	SMOKING IN THIS AREA ONLY	THANK YOU	THANK YOU FOR NOT SMOKING	THANK YOU PLEASE COME AGAIN	THIS AREA RESERVED	THIS ENTRANCE CLOSED	THIS SECTION CLOSED
UVPR4845/ UVPR5045	UVPR4831/ UVPR5031	UVPR4850/ UVPR5050	UVPR4829/ UVPR5029	UVPR4851/ UVPR5051	UVPR4844/ UVPR5044	UVPR4837/ UVPR5037	UVPR4827/ UVPR5027
WELCOME PLEASE REGISTER	WHEELCHAIR ACCESSIBLE	YOUR CUSTOM WORDING					
UVPR4841/ UVPR5041	UVPR4835/ UVPR5035	UVPR4828/ UVPR5028					

Acrylic Sign Holder for Tape Posts

- Display signs up to 8½" x 11"
- Easy to change
- Acrylic holder with metal base
- Fits over top of post, leaving open all 3 end pieces

Model #	Size (W x H)	Weight
UVPR2702	8½" x 11"	4 lbs.



UVPR2702

Lockers



Personal Privacy Lockers

Ideal for Cell Phones, Wallets and Keys

The Guardian Lockers are perfect for schools, offices, restaurants, or anywhere employees need to store their personal items or supplies. The Guardian Lockers offer an attractive, space saving, economical way to add storage space to your work place. Available in four different compartment sizes and three different mounting options, the Guardian Lockers are sure to meet all of your storage or security needs. Made of a tough 22-gauge steel cabinet, with thick polycarbonate doors, the Guardian Lockers can be conveniently added to any table top surface, floor mounted (with optional 6" base), or installed in the wall for greater space saving. Comes standard with 5-pin tumbler key lock with 1,000 key changes. Available with or without removable back panel.

Model #	Description	Overall Size (W x H x D)	Weight
UVLOC24A-Blk	"A" Size Doors - Personal Privacy Lockers	22" x 26" x 16"	70 lbs.
UVLOC16B-Blk	"B" Size Doors - Personal Privacy Lockers	22" x 52" x 16"	130 lbs.
UVLOC08C-Blk	"C" Size Doors - Personal Privacy Lockers	22" x 26" x 16"	145 lbs.
UVLOC04D-Blk	"D" Size Doors - Personal Privacy Lockers	22" x 26" x 16"	155 lbs.
UVLOC-Base-Blk	Optional Base	22" x 16" x 6"	10 lbs.
UV3953	Standard Key Replacement Lock	-	1 lb.
UV26115	4 Dial Combination Lock	-	1 lb.

For quantity pricing, call for quote.

UVLOC16B
Eight Tier with Optional Base
Shown with "B" Doors

Cabinet Color



Black

Door Color Options

Custom colors available with minimum order.



Black



Gold

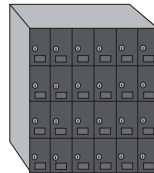


Silver

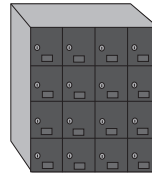


UVLOC24A

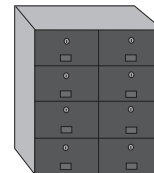
4 Door Sizes Available - Please Specify When Ordering.



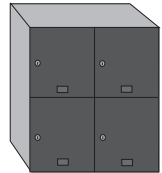
"A" Size Doors
3⁵/₈"W x 6¹/₄"H



"B" Size Doors
5¹/₂"W x 6¹/₄"H



"C" Size Doors
11"W x 6¹/₄"H



"D" Size Doors
11"W x 12"H



Lock Options



UV3953

Standard Security Key Lock



UV26115

4 Dial Combination Lock

Labeling Options



UV2025

Clear Cover for Name Slot



UV1735


Clear Vision Window



Quiet Economy Lockers

- Reduce noise from opening and closing with no metal-on-metal contact
- 20 gauge powdercoated steel housing
- 1/4" thick polycarbonate doors
- Locks with padlock (padlocks not included)
- Stackable units
- Recessed number tags included
- Units ship fully assembled
- Optional base available

Model #	Description	Size (W x H x D)	Door Size (W x H)	Weight
UV25182	3 Door Locker	11 1/2" x 18" x 38"	11" x 12"	35 lbs.
UV25183	6 Door Locker	11 1/2" x 18" x 38"	11" x 6 1/4"	38 lbs.
UV25953	6" Base	11 1/2" x 18" x 6"	-	5 lbs.
UV3953	Key Lock	-	-	1 lb.
UV26115	4 Ring Combination Lock	-	-	1 lb.



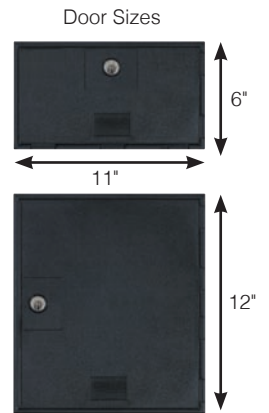
UV25182
3 Door Locker



UV25183
6 Door Locker



Units are Stackable!



Lockers Ship UPS Fully Assembled!

Lock Options



UV3953
Key Lock



UV26115
4 Ring Combination Lock

Standard Hasp Lock
(Padlock not included)



Number Tag



UV25953
Optional Base



Lockers



UV25986
with Key Lock Option



UV25986
with Hasp Lock Option

Clear Door Secure View Locker

- Reduce theft and discourage hiding contraband
- See-thru, polycarbonate doors
- 20 gauge steel housing
- Combination lock included on each door
- Units ship fully assembled
- Door size: 11"W x 12"H x 18"D

Lockers Ship UPS Fully Assembled!



Units are stackable!

Model #	Description	Size (W x H x D)	Weight
UV25986	3 Tier	11 1/2" x 18" x 38"	35 lbs.



UV26641
Putty
Single Tier



UV26642
Grey
Double Tier



UV2663
Putty
Triple Tier



UV26644
Grey
Six Tier

Economy Lockers

- Secure lockers for students, employees, or clients
- Constructed of prime grade steel
- Stainless steel and aluminum components
- Locks with padlock (padlocks not included)
- Instructions and hardware included
- Ships knocked-down (ships assembled for an additional upcharge)
- Choose Grey or Putty exterior
- Choose single, double, triple, or six tier locker
- All lockers are 13"W x 18"D x 78"H

Model #	Description	Weight
UV26641	Single Tier	66 lbs.
UV26642	Double Tier	70 lbs.
UV26643	Triple Tier	69 lbs.
UV26644	Six Tier	70 lbs.

Plastic Basket Truck

- Transport packages and other heavy or bulky materials
- Polyethylene, rust-proof construction
- Steel frame base
- Heavy duty 4" casters
- Detachable, black nylon webbing
- Washable

Model #	Size (W x H)	Weight
UVT17261	48" x 31 1/2" x 37"	97 lbs.



UVT17261-Yellow



Imprinted Plastic Basket Trucks

- Prevent mistakes and misuse of equipment
- Imprinting allows for easier identification and better organization
- High-density polyethylene construction
- Rugged steel frame with tow bar tubes
- Heavy-duty 4" casters
- Black nylon webbing
- Silk-screened lettering
- Available with Economy frame & pneumatic casters (mutually exclusive)
- Washable - caution near screening

Model #	Description	Weight
UV20482	"Trash Only" Blue	97 lbs.
UV20483	"Recycle" w/ Logo Blue	97 lbs.
UV19798	"Cardboard Only" Green	97 lbs.
UV21353	"Parcels Only" Yellow	97 lbs.
UV21354	"Incoming" Granite	97 lbs.
UV21355	"Outgoing" Red	97 lbs.
UV21356	"USPS" Blue	97 lbs.
UV21357	"UPS" Brown	97 lbs.
UV21358	"FedEx" White	97 lbs.



UV20482



UV20483



UV19798



UV21353



UV21354



UV21355



UV21356



UV21357



UV21358

Canvas/Vinyl Basket Truck

- Handles heavy loads yet is easy to move
- Steel frame with wood base
- Replaceable canvas liner
- Vinyl liner model ships knocked down - easily assembles with only a hammer and pliers
- Canvas liner model ships fully assembled
- 3" rubber casters



Model #	Description	Size (W x H)	Weight
UVT19037	Canvas Liner	35 1/2" x 27 1/2" x 27"	42 lbs.
UVT26763	Vinyl Liner	36" x 26" x 33 1/2"	42 lbs.



UVT19037
Canvas Liner

Distribution Products

Basket Trucks & Accessories



UVC8579
Rigid




UVC8578
Swivel

Replacement Casters for Plastic Basket Trucks

- Choose swivel or rigid • 4" dia. x 1 1/4" W
- Hard rubber wheels

Model #	Description	Weight
UVC8579	Rigid	2 lbs.
UVC8578	Swivel	2 lbs.



UV19977

Model #	Weight
UV19977	7 oz.

Lower Bungee for Plastic Basket Truck

- Attaches to bottom of webbing and the truck for flexibility and stability
- Bungee and Net will return to original position even if pushed, pulled, and yanked
- Crimped cord in a stamp eye
- Attaches to truck with screws



UV18374

Model #	Weight
UV18374	2 lbs.

Replacement Net for Plastic Basket Truck

- Nets keep products contained in trucks
- Easily detach to access contents
- Top attaches with bungee cord
- 2" Black nylon webbing with 3/8" bungee cords



UV18626



UV18627

Covers for Plastic Basket Truck

- Conceal the contents of the basket truck with nylon covers
- Covers also keep contents dry during transfers outside
- Nylon construction

Model #	Description	Weight
UV18626	Half Cover	1/2 lb.
UV18627	Full Cover	1/2 lb.



UV17259



UV18628

Model #	Description	Size (W x L)	Weight
UV18628	Lower Deck	23 7/8" x 35 7/8"	9 lbs.
UV17259	Upper Deck	27 1/4" x 44 1/4"	5 lbs.

Upper/Lower Deck for Plastic Basket Truck

- Lay the Lower Deck on the bottom of truck to create a flat and level surface
- Place the Upper Deck on edge under net to access products in loads that are not full
- 1/4" ABS plastic construction
- Rounded corners and smooth edges
- Finger holes for easy removal
- Available in Black

Distribution Products

Drop Boxes

- Collect keys, suggestions, mail, donations or express checkout sheets
- Place boxes near entrances/exits, elevators, front desks, etc.
- Features a $\frac{3}{8}$ "W x 4"L slot at the top of the box for deliveries
- Security door available with or without a window (lock and two keys included)
- Slim style, metal construction
- Casements and doors available in Black with Black base



Retrieve contents by unlocking protective door.



Money, hotel keys, mail, and paper fit easily in the $\frac{3}{8}$ " x 4" L slot.



UVDB611
Shown with Window



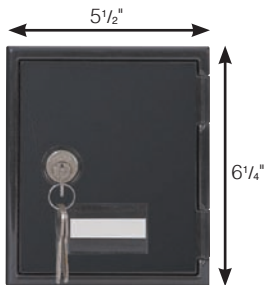
UVDB56
Shown without Window



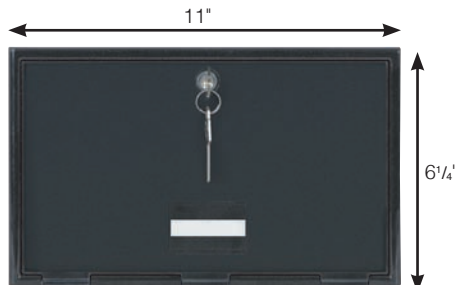
UVDB1112

Model #	Size (W x H x D)	Overall Height	Weight
UVDB56	5 $\frac{1}{2}$ " x 6 $\frac{1}{4}$ " x 12"	42 $\frac{1}{2}$ "	16 lbs.
UVDB611	11" x 6 $\frac{1}{4}$ " x 12"	42 $\frac{1}{2}$ "	17 lbs.
UVDB1112	11" x 12" x 12"	48 $\frac{1}{2}$ "	20 lbs.

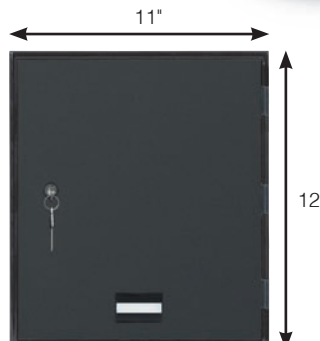
Door Dimensions



UVDB56



UVDB611



UVDB1112

- Five Decals Available**
- Key Drop
 - Express Checkout
 - Suggestions
 - Mail
 - Donations

Key Cabinet

This secure, lightweight key cabinet features a space-maximizing design that offers storage space for up to 70 keys. The anodized aluminum construction and acrylic window provide superior durability as well as allow for easy wall hanging. Ideal for valet services, auto repair shops, storing route keys, ID cards and more.

- All-aluminum construction
- Clear acrylic window
- Locking
- 70 key compartment
- 3 $\frac{1}{4}$ " depth
- 1" wide main frame
- 1 $\frac{1}{2}$ " door frame

Model #	Size (W x H x D)	Viewable Area (W x H)	Weight
UV1005634	22 $\frac{3}{4}$ " x 34 $\frac{3}{4}$ "	17 $\frac{3}{4}$ " x 29 $\frac{3}{4}$ "	25 lbs.



UV1005634

Distribution Products



UV25999


Locking Wall Drop Box

- Provides storage for confidential materials
- Easily attaches with mounting holes
- Top unlocks to retrieve documents
- HIPAA Compliant
- Apply wording to center panel


Model #	Size (W x H x D)	Weight
UV25999	18" x 4" x 14"	6 lbs.



UVT2337-Blue



UVT2337-Red



UVT2337-Yellow



UVT2328



UVT2337-White

Totes

- Organize materials and save space
- Constructed from 100% polyethylene
- Wire reinforced and sonic welded
- Available in Red, Yellow, Blue, or White

Model #	Description	Size (L x W x H)	Weight
UVT2337	Colored	18 ¹ / ₂ " x 13 ¹ / ₄ " x 11 ³ / ₈ "	2 lbs.
UVT2328	Natural	18 ¹ / ₂ " x 13 ¹ / ₄ " x 11 ³ / ₈ "	2 lbs.



UVWT200-Red



UVWT200-Yellow



UVWT200-Pink



UVWT200-Orange



UVWT100



UVWT200-Purple



UVWT200-Dark Green



UVWT200-Light Blue



UVWT200-Dark Blue

Utility Trays

- ABS plastic construction
- Matte finish
- Nestable with built in hand pockets
- Rounded lids to prevent twisting
- Anti-skid waffle interior tray surface
- Colored trays available in Light Blue, Dark Blue, Dark Green, Orange, Pink, Purple, Red, and Yellow

Model #	Description	Weight
UVWT100	Grey	3 lbs.
UVWT200	Colored	3 lbs.

Distribution Products

Pamphlet Dispensers

- Great for use in banks, real estate, schools, offices, etc.
- Use indoors and outdoors
- Hinged cover to ensure documents remain dry
- Three pre-drilled holes for mounting to wall



UVPD3



UVPD1S



UVPD1E



UVPDAL

Model #	Description	Size (W x H x D)	Pamphlet Size (W x H)	Weight
UVPD3	Three Pocket Dispenser	14 ¹ / ₈ " x 11 ³ / ₄ " x 2 ⁷ / ₈ "	4 ¹ / ₄ " x 10 ¹ / ₂ "	3 lbs.
UVPD1E	One Pocket Economy Dispenser	4 ¹ / ₂ " x 11 ¹ / ₂ " x 2 ¹ / ₄ "	4 ¹ / ₄ " x 9"	1 lb.
UVPD1S	Real Estate Dispenser	9 ¹ / ₄ " x 14 ¹ / ₂ " x 2 ¹ / ₄ "	8 ¹ / ₂ " x 11"	2 lbs.
UVPDAL	One Pocket Aluminum Dispenser	5" x 10" x 2"	4 ¹ / ₄ " x 9"	? lbs.

Document Holder

- Post permits, brochures, menus, schedules and more
- Weather-proof enclosure
- See-thru lid easily opens to change contents
- Clipboard backing holds documents in place

Model #	Size (W x H)	Weight
UVDH814	8 ¹ / ₈ " x 14"	2 lbs.



UVDH814



Construction Box

- Great for construction sites
- Holds permits, schedules, etc.
- Durable HDPE construction
- Cork interior for postings (push pins included)
- Available with or without a window - specify when ordering
- Mounts on wall or post with pre-drilled holes (screws included)
- Large area to showcase construction name
- Optional lock available for upcharge
- 4" Depth

Model #	Size (W x H)	Weight
UVCB2127	27" x 21"	6 lbs.



UVCB2127



Distribution Products



UVLH027
27"W x 57"H x 22"D

Literature/Magazine Holder

These shelves are ideal for displaying magazines and literature in lobbies and waiting rooms, as well as libraries. Displays feature an attractive black steel construction and four rolling casters for mobility.

- Eight-level wire shelving
- Cross-wired bottom for extra storage
- Shipped knocked-down – assembly required

Model #	Description	Weight
UVLH027	Literature/Magazine Holder	10 lbs.



UVLH108
27"W x 42"H x 19"D

Magazine/Newspaper Rack

Easily display newspapers and magazines in libraries, offices or lobby areas with this durable shelving unit. Displays are constructed of attractive black steel and feature four rolling casters for mobility.

- Two wire shelves for magazines
- Includes four newspaper organizers
- Cross-wire bottom for extra storage
- Shipped knocked-down – assembly required

Model #	Description	Weight
UVLH108	Magazine/Newspaper Rack	10 lbs.



UVNB5251
Black on Gold



UVNB5250
White on Blue



UVNB5249
Blue on White

Name Badges

- Identify employees and personnel
- Choose from 5 backing styles
- Available with up to 3 lines of copy
- 1" x 3" badges
- 12 character max on first two lines; 20 characters max on third line

Backing Styles For Name Badges



Pin Back



Swivel Clip



Pocket Tuck



Military Clutch



Magnetic

Model #	Description	Weight
UVNB5249	Blue on White	6 oz.
UVNB5250	White on Blue	6 oz.
UVNB5251	Black on Gold	6 oz.

Curbside Collection Box (Private Delivery Only)

These units are made for private use only - no exceptions. Excellent for bill payment drop off, night depository, video, or book drop. Standard color is Grey (custom colors available at an extra charge - excluding Blue; additional charges may be incurred for an exact PMS color match; please call our Customer Service Department for details on custom colors). Custom color drop boxes are not returnable. Each unit comes standard with a 5-pin tumbler lock and two keys.

Model #	Description	Weight
UV4687	Grey Curbside Collection Box	20 lbs.
UV4688	Snorkel Drive-Up Service Grey Curbside Collection Box	40 lbs.
UV4689	Custom Color for Box	32 lbs.
LETTERS	Vinyl Lettering (Per Side)	33 lbs.

UV4687
Grey Curbside
Collection Box



Custom Vinyl

Personalize these sturdy curbside collection boxes with your own custom logo or message. High-quality decals are printed on durable vinyl in shop. Our Thermal Printer Roll offers a 4-color printing process. Specialty colors, such as foil colors, are available upon request.

Overall Dimensions:

- 22 1/2"W x 48"H x 23"D

Dimensions for Printing:

- Slot Panel: 17 1/2"W x 15 1/2"H (with 3 1/4" ledge)
- Front Door: 17 1/4"W x 18 1/4"H
- Side Panels: 22"W x 35 3/4"H (curves at 20 3/4"H with semicircle radius of 15")
- Back Panel: 22"W x 48"H with top curve

Model #	Description
UV9626	Custom Vinyl Decals

If artwork cannot be submitted in the formats listed, your order may be subject to a custom artwork processing fee.



Custom Printing

Signage Artwork Requirements

To ensure you receive the best product available, we require that all artwork submitted must be in VECTOR formats. We accept artwork from the following programs in order of preference:

1. Adobe Illustrator

- CS5 or lower
- Type converted to outlines
- Acceptable file types are .AI, .EPS, or .PDF

2. Adobe InDesign

- CS5 or lower
- Type converted to outlines

3. Adobe Photoshop

- CS5 or lower
- Acceptable file types are .EPS, .PDF, .TIF, .JPG
- 300 DPI or higher resolution at true size

4. Corel or Freehand

- Files will be assessed in a case-by-case basis, but most likely will be processable.

If your job is being screen printed, please submit color separations of your file.

Custom Capabilities



Rolling Stands



Illuminated Retail Boxes



Memory Boxes



Screened Cork



Locking Display Cases

Room #	Patient	Disp/RN	RN	CM/SW	OT	PT	OBV	Other	Room #	Patient	Disp/RN	RN	CM/SW	OT	PT	OBV	Other
366A									375A								
366B									375B								
367A									376A								
367B									376B								
368A									377A								
368B									377B								
369A									378A								
369B									378B								
370A									379A								
370B									379B								
371A									380A								
371B									380B								
372A									381A								
372B									381B								
373A									382A								
373B									382B								
374A									383A								
374B									383B								



Screened Dry Erase

Manufacturer Warranty:

To the purchaser for the period of one year after purchase, we the manufacturer warrant that our product will be free from defects in workmanship and material under normal use and service. Our obligation under this warranty is limited to the repair or replacement of the purchased product at our sole discretion.

This warranty is in lieu of all other warranties, either implied or stated. Representations or promises inconsistent with or in addition to this warranty are unauthorized and are unbinding with our company. Changes or additions to this warranty must be in writing and signed by an officer of the manufacturer. In no event shall the manufacturer be liable for any special, incidental or CONSEQUENTIAL damages or expenses where foreseeable or unforeseeable.

Warranty shall be void if the product has been misused, improperly installed, damaged by negligence or accident or altered from original design. Our warranty does not cover damage due to shipment, whether damage is obvious or concealed. It is the responsibility of the customer to negotiate with the shipping firm to recoup value of the damaged product.

Return of goods

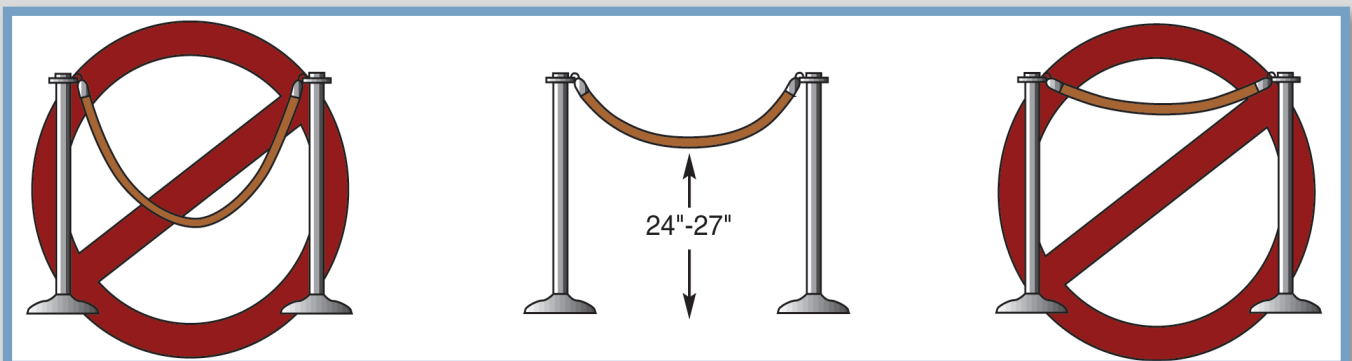
In the event that a product needs to be returned to the manufacturer, a Return Authorization Number must be obtained from our customer service department. Obtaining a Return Authorization Number does not imply or confirm liability of warranty or obligation to the manufacturer of liability. This number is only used for administrative purposes. Products may be refused if received without a Return Authorization Number, or if product arrives Collect.

Only after receipt of product will we, the manufacturer, inspect claims of warranty or returns and determine disposition of the product. All products must be thoroughly inspected by our returns department to determine if it is a candidate for warranty.

Return Authorization Numbers are only valid for a period of 30 days from date of issue. Customers are liable for shipping to the manufacturer for warranty evaluation or return of goods, and shipping fees are nonrefundable. Returned goods are subject to a fee of up to 50% and must arrive in re-saleable / new condition. Crating and box condition are subject to return fee.

All our products are manufactured to standard trade tolerances. It is up to the customer to communicate if different tolerances are required for any product. It is also the customer's liability to obtain a qualified contractor with experience to install these boards. The manufacturer accepts no liability for failure or damage of product due to contractor's inability to properly install product.

Crowd Control Regulations



ADA Regulations

ADA 4.4.1 regulation concerning protruding objects requires that all objects should not exceed 27" in height. This is to ensure the visually impaired may detect the obstructions with a cane or a seeing eye dog. Our ADA Compliant Posts, Double Tape Posts, and Display Posts fully comply with these regulations. Our Traditional, Majestic, Metro, and Economy posts are also ADA compliant if set up correctly. We have included a diagram showing how to set up these posts so that they comply with ADA regulation 4.4.1. The diagram shows that for an 8'L rope, the posts should fall under 27". In addition, this prevents others from tripping over the rope, as well as keeping the ropes "loose" enough to keep posts stable.

Index

A

Acrylic Displays	139
A-Frames.....	121-122
ADA Regulations.....	174
ADA Compliant Tape Posts	145
ADA Compliant Signs.....	141
Architectural Signage	63-65

B

Banners.....	140
Basket Trucks.....	166
Basket Truck Accessoriesx	167
Board Accessories	
Chalk.....	97
Easel Pads.....	137
Erasers.....	96, 97
Letter Sets.....	37-38
Magnets.....	96
Markers.....	96
Namestrips.....	51
Pedestal Bases.....	131
Push Pins.....	75
Budget Posts	
Rope.....	148
Tape.....	147
Bulletin Boards	See Chalkboards
Bungee Cord	167

C

Calendars.....	98
Car Top Signs.....	140
Casters.....	167
Cathedral Design	
Letterboards.....	36
Readerboards.....	66
Chains.....	158
Chalk	97
Chalk Rails.....	92
Chalkboard Easels.....	135
Chalkboards.....	97
Churchboards.....	36, 66
City Center Kiosks.....	74
Colonial Posts.....	151-152
Combo Boards.....	53-54, 109-110
Conference Cabinets.....	138
Corkbars.....	80
Corkboards	
Cork Panels.....	82
Cork Tiles.....	82
Enclosed Corkboards	
Aluminum Framed.....	7-12
Combo Boards.....	54
Elevator Boards.....	19
Image Framed.....	23, 81
Message centers.....	59-62
Pedestal Boards.....	125-127, 131
Plastic Framed.....	23, 81
Radius Framed.....	11-12, 17, 24, 13-14
Restroom.....	24
Sliding Door.....	18-20
Slim Style.....	17
Traditional Framed.....	7-10
Wood Framed.....	15-16
Open Face Corkboards	
Aluminum Framed.....	75, 82
Combo Boards.....	109-110

Decorative Framed.....	76
Fabric Covered.....	79
Image Framed.....	79, 81
Oak Framed.....	75
Plastic Framed.....	81
Vinyl Covered.....	80
Wide Framed.....	76
Wood Framed.....	75-76
Construction Box.....	170
Corporate Line.....	117-118
Counter Signs.....	139
Covers, Plastic Basket Truck.....	167
Crowd Control Posts.....	143-152
Curbside Collection Boxes.....	172
Custom Boards.....	100, 101-102
Custom Options.....	5-6, 173
Custom Vinyl.....	172

D

Decks, Plastic Basket Truck.....	167
Digital Signage.....	1-4
Directional Signs.....	71-73, 142
Directories.....	49-52
Display Cases.....	21-22, 26
4" Display Case.....	22
1" Display Cases.....	22
Display Table.....	105
Displays, Portable.....	106
Document Holder.....	170
Double Tape Posts.....	146
Drop Boxes.....	168, 169
Dry Erase Boards	
Accessories.....	96
Dry Erase Easels.....	135
Dry Erase Inserts.....	108
Enclosed Dry Erase Boards.....	43-48
Aluminum Framed.....	45-48
Wood Framed.....	43
Combo Boards.....	53-54
Image Framed Boards	
In/Out Boards.....	100
White/Black Dry Erase.....	95
Lapboards	
Open Face Dry Erase Boards	
Aluminum Framed.....	89-90, 93
Calendars.....	98
Clear Boards.....	119-120
Combo Boards.....	109-110
Digitally Printed.....	102
Plastic Framed.....	100
Porcelain on Steel.....	90
Removable/Repositionable.....	93
Steel Frame Mobile.....	134
Sublimated.....	101
Wood Framed.....	89-90, 92
Planner Boards.....	99
Portable Dry Erase Boards.....	94
Dry Erase Markers.....	96
Dynasty Tape Posts.....	143

E

Easel Pads.....	137
Easels.....	135-137
Easy Tack Boards	
Enclosed	

Aluminum Framed.....	39-40
Image Framed.....	40
Radius Framed.....	39
Sliding Door.....	39
Slim Style.....	42
Wood Framed.....	41
Inserts.....	107
Open Faced	
Aluminum Framed.....	103
Plastic Framed.....	107
Wood Framed.....	103
Pedestals.....	127-128
Easy Tack Inserts.....	107
Easy Tack Instructions.....	107
Easy Tack Letters.....	104
Electro-Adhesive Boards.....	39
Electronic Signs.....	86, 88
Elevator Boards.....	24
Erasers.....	96-97
Eye Slot Posts.....	155

F

Fabric Boards.....	13-14, 24
Decorative Fabric Boards.....	77-78
Facility Signs.....	141-146
Floor Pads.....	156
Frames	
Posters.....	121
Sign.....	140
Frequently Asked Questions.....	174

I

Illuminated Board.....	56
"Image" Boards	
Enclosed	
Corkboards.....	23
Easy Tack.....	40
Letterboards.....	38
Open Faced	
Corkboards.....	81
Easy Tack.....	107
Letterboards.....	84
Dry Erase.....	95
Pedestals.....	131
Information Center.....	138
In/Out Boards.....	100
Insert Panels	
Corkboards.....	82
Dry Erase.....	108
Letterboards.....	86, 108

K

Key Cabinet.....	168
------------------	-----

L

Lapboards	
Chalk Lapboards.....	95
Dry Erase Lapboards.....	93
LED Display.....	54, 88
LED Letters.....	88
LED Light Frames.....	55
Letter Sets	
Magnetic.....	83
Readerboards.....	66
Tabbed.....	37

Tables	104
Letter Storage Box	38
Letterboard Panels	85, 86
Letterboards	
Enclosed Letterboards	
Aluminum Framed	27-30
Cathedral Design	36
Combo Boards	54
Image Framed	38
Message Centers	59-62
Outdoor Lawn	36
Pedestal Boards	126-127
Radius Framed	31
Sliding Door	35
Slim Style	32
Traditional Framed	27-30
Wood Framed	33-34
Open Faced Letterboards	
Aluminum Framed	83
Combo Boards	109-110
Economy Boards	84, 85
Hingless	84
Plastic Framed	84
Wood Framed	83
Lightboxes	58
Lighted Blackboards	57
Lighted Signs	54, 88
Literature Holders	
Acrylic Holders	139
Literature Rack	171
Pamphlet Dispenser	170
Locker Boards	93
Lockers	163-165
Locking SNAP Frames	111

M

Magazine Holder	171
Magazine Accessories	93
Magnetic Accessories	96
Magnetic Chalkboards	97
Magnetic Dry Erase Boards	90, 100
Magnetic Letterboards	83
Magnetic Letter Pedestals	125
Majestic Rope Posts	150
Map Rails	91
Markers	96
Memory Boxes	26
Message Boards	121-122
Message Centers	121-122
Metro Rope Posts	149

N

Name Badges	171
Namestrips	51
Net, Plastic Basket Truck	167

O

Open/Closed Boards	85
Open/Closed Signs	86-87
Outdoor Enclosed Boards	
Corkboards	9-12
Dry Erase Boards	29-30, 47-48
Letterboards	36
Message Centers	59-62
Readerboards	65-70

P

Paint Markers	96
Parking Lot Post	132
Parking Lot Signs	133
Pedestal Base	126
Pedestal Boards	
Double Pedestal Boards	
Corkboards	127
Dry Erase Boards	128
Easy Tack	127
Enclosed Boards	127
Letterboards	126
Open Faced	128
Single Pedestal Boards	
Adjustable Pedestals	125
Corkboards	126
Dry Erase Boards	125
Easy Tack	126
Enclosed Boards	126-127
Letterboards	123
Magnetic	125
Pedestal Signs	
Counter Top Signs	130
Poster	127-130, 129
Sign	123-124, 130
Planner Boards	99, 130
Porcelain Boards	
Chalk	97
Dry Erase	90
Portable Displays	
Display Table	105
Freestanding Displays	106
Table Top Displays	105
Post Accessories	
Acrylic Sign Holders	160, 162
Chains	158
Eye Slot	158
Floor Protector Pads	156
Hanging Rope Sign	161
Ropes	157-158
Rope Wall Plate	156
Sign Brackets	156
Sign Frames	159
Signs	161-162
Wall Receiver	156
Poster Frames	113-114
Poster Stand	121
Post-N-Ropes	148-150, 152
Posts, Tape	143-147, 151, 153
Presentation Boards	105-106
Presidential Tape Posts	144
Production & Quality Improvement Boards	115-116
Push Pins	75, 80

R

Radius Framed Boards	
Corkboards	11-14
Letterboards	31-32, 34
Readerboards, Outdoor	66, 67-70
Readerboard Letters	66
Recycled Benches	74
Replacement Tape Cartridges	154
Restroom Boards	24
Reversible Boards	134
Rope Posts	
Budget	147

Eye Slot Post	155
Formal Colonial Posts	151-152
Indoor/Outdoor Rope Posts	148
Majestic	150
Metro	149
Traditional	149
Ropes	157
Rope Sign	161

S

Sandwich Board	131, 135
Shadowboxes	23
Sign Brackets	160
Sign Frames	159
Sign Holders	160, 162
Acrylic	139-140
Counter Top	139
Crowd Control	160, 162
Pedestal	130
Snap Base	139
Steel	130
Signage	
Acrylic Signs	139-140, 161-162
ADA Compliant Signs	141
All Purpose Signs	142
Car Top Signs	140
Counter Top	139-140
Crowd Control	161-162
Digital	1-4
Electronic	88
Sign Kits	87, 124
Sign Posts	132
Sliding Glass Corkboards	18-20
Sliding Glass Dry Erase	44
Sliding Glass Letterboards	35
Slim Style Boards	17, 32, 39
SNAP Frames	111-112
SNAP Poster Frames	57, 111-112

T

Table	105
Tape Posts	
ADA Compliant Posts	145
Budget Posts	147-148
Double Tape Posts	146
Dynasty Posts	143
Formal Colonial Posts	151-152
Presidential Posts	144
Wall Mounted	153
Ticket Rails	80
Totes	169
Trays	169
Trucks, Hamper/Basket Trucks	166-167


V

Vinyl Covered Corkboards	80
--------------------------	----

W

Wall Mounted Tape Units	153
Wall Pocket	169
Way Finding Signs	142
Wood Framed	
Corkboards	15-16, 20, 75-76
Easy Tack	103
Letterboards	89-90, 92

New



New



Crowd Control

Lockers

Directories

Digital Signage

© 2013 All Rights Reserved

Distributed By:

BestSignBoards.com